

Petitions and Communications received from June 14, 2011, through June 20, 2011, for reference by the President to Committee considering related matters, or to be ordered filed by the Clerk on June 28, 2011.

Personal information that is provided in communications to the Board of Supervisors is subject to disclosure under the California Public Records Act and the San Francisco Sunshine Ordinance. Personal information provided will not be redacted.

*From Department of Recreation and Parks, submitting the 2008 Clean and Safe Neighborhood Parks Bond Accountability Report. (1)

From Superior Court, 2010-2011 San Francisco County Civil Grand Jury, submitting its report to the public entitled "San Francisco's Ethics Commission: The Sleeping Watchdog". (2)

From Superior Court, 2010-2011 San Francisco County Civil Grand Jury, submitting its report to the public entitled "Hiring Practices of the City and County of San Francisco". (3)

From Department of Public Health, submitting notification of requested waivers from compliance with Chapter 12B of the City's Administrative Code. (4)

From Planning Department, submitting analysis of possible revenue from leasing radio towers, siren poles, and other sites to private telecommunications carriers. (5)

From Office of the City Attorney, submitting a letter in regards to special handling notices for Treasure Island/Yerba Buena Island Development Agreement. File No. 110226 (6)

From Office of the Mayor, submitting a letter designating Supervisor Scott Wiener as Acting-Mayor on June 16, 2011, until June 19, 2011. (7)

From Capital Planning Committee, submitting recommendations of the Capital Planning Committee on the War Memorial Veterans Building seismic upgrade and improvements project. (8)

From Office of the Controller, submitting the May Monthly Overtime Report. (9)

From Office of the Controller, submitting the April 2011 Economic Barometer Report. (10)

From Office of the Assessor-Recorder, submitting the 2010 Assessor-Recorder and Tax Collector Joint Report on Biotechnology Exclusion. (11)

From Office of the Controller, submitting the April 2011 Government Barometer Report. (12)

*From Office of the Controller, submitting the FY2011-2012 Revenue Letter: Controller's Discussion of the Mayor's FY2011-2012 Proposed Budget. (13)

*From Office of the Controller, submitting the fiscal analysis of community-based long term care spending. (14)

From Office of the Treasurer and Tax Collector, submitting the May 2011 Investment Report. (15)

From concerned citizens, submitting opposition to a Charter amendment allowing amendments to or repeals of initiative ordinances and declarations of policy. File No. 110401, 14 letters (16)

From Ted Loewenberg, submitting support for a Charter amendment allowing amendments to or repeals of initiative ordinances and declarations of policy. File No. 110401 (17)

From James Corrigan, submitting a letter concerning the investigation of deadly fires that take place between 10:00 a.m. and noon. (18)

From Stephen M. Williams, submitting a request of continuance of the 800 Presidio Avenue FEIR Appeal. File No. 110675 (19)

From Toshimitsu Tabata, regarding proposed amendments to the Executive Park Subarea Plan. File No. 110624 (20)

From Dan Murphy, submitting opposition to the West SOMA stabilization Plan. File No. 110556 (21)

From Terry McManus, regarding animal rights. (22)

From West Coast Security Service, submitting a list of monitored alarms in the City. (23)

From concerned citizens of Peter Claver Community, submitting support for licensed care facilities for the chronically ill. File No. 110144 (24)

From concerned citizens, urging the Board of Supervisors to end the sidewalk Sit-Lie Ordinance. 9 letters (25)

From concerned citizens, submitting support for eliminating the \$2,000,000 in service fees charged to City College. 2 letters (26)

From Roxanne Raminez, regarding saving the Sharp Park Wetlands. (27)

From concerned citizens, submitting opposition to the proposed Parkmerced Project. 3 letters (28)

From concerned citizens, regarding the Booker T. Washington Special Zoning District. 3 letters (29)

From Patrick Monette-Shaw, regarding San Francisco's Whistleblower Program. (30)

From Diana Scott, urging the Board to support funding for the Central City Hospitality House Program. (31)

From Bill Casey, regarding a ban on goldfish. (32)

From Coalition on Homelessness, urging the Board to restore all funding to homeless programs. (33)

*(An asterisked item represents the cover sheet to a document that exceeds 25 pages. The complete document is available at the Clerk's Office Room 244, City Hall.)

Document is available
at the Clerk's Office
Room 244, City Hall



BOS-11
CPAGE

Edwin M. Lee Mayor
Philip A. Ginsburg, General Manager

RECEIVED
BOARD OF SUPERVISORS
SAN FRANCISCO

JUN 17 PM 3:57
LB

To: Angela Calvillo, Clerk of the Board of Supervisors
Ben Rosenfield, City Controller
Jose' Cisneros, City Treasurer
Nadia Sesay, Controller's Office
Harvey Rose, Budget Analyst

From: Dawn Kamalanathan, Director of Planning and Capital, SF Recreation & Parks

Date: June 17, 2011

The Recreation and Parks Department is seeking authorization to precede with the sale of \$62,909,238 in General Obligation Bonds. If approved, this would be the third sale of the \$185,000,000 in Clean and Safe Neighborhood Parks general obligation bond, which was approved by voters in February 2008. Revenue from the third sale will fund construction of seven Neighborhood Park projects and the Citywide Programs. Approximately \$1,436,085 of the third sale will be reserved for bond issuance costs, \$99,436 for Controller's Audit Services 0.2% requirement, and \$62,909 will go toward the Citizens' Oversight Audit Fund.

In accordance with Administrative Code Chapter 2, Article VIII, Section 2.71-2, attached please find the General Obligation Bond Accountability Report reflecting cumulative bond project expenditures, remaining balances, and detailed project status through March 31, 2011.

Please direct any questions to Dawn Kamalanathan, Director of Capital and Planning at 415-581-2544.

cc: Monique Moyer, Port of San Francisco, Executive Director
Citizens General Obligation Bond Oversight Committee

SUPERIOR COURT OF CALIFORNIA
COUNTY OF SAN FRANCISCO
GRAND JURY

305-11 ✓ Done
Orig.
C: COB Leg Dep
→ SAO clerk
cpape

OFFICE
400 MCALLISTER ST., ROOM 008
SAN FRANCISCO, CA 94102
TELEPHONE: (415) 551- 3605

June 16, 2011

Supervisor David Chiu, President
San Francisco Board of Supervisors
#1 Dr. Carleton B. Goodlett Place
City Hall, Room 244
San Francisco, CA 94102

RECEIVED
BOARD OF SUPERVISORS
SAN FRANCISCO
2011 JUN 16 AM 8:51
BY: [Signature]

Dear Supervisor Chiu:

The 2010-2011 San Francisco Civil Grand Jury will release its report to the public entitled "San Francisco's Ethics Commission: The Sleeping Watchdog" on Monday, June 20, 2011. Enclosed is an advance copy of this report. Please note that by order of the Presiding Judge of the Superior Court, Hon. Katherine Feinstein, this report is to be kept confidential until the date of release.

California Penal Code section 933.05 requires the responding party or entity identified in the report to respond to the Presiding Judge of the Superior Court, within a specified number of days. You may find the specific day the response is due in the last paragraph of this letter.

For each Finding of the Civil Grand Jury, the response must either:

- (1) agree with the finding; or
- (2) disagree with it, wholly or partially, and explain why.

Further as to each recommendation made by the Civil Grand Jury, the responding party must report either:

- (1) that the recommendation has been implemented, with a summary explanation of how it was implemented;
- (2) the recommendation has not been implemented, but will be implemented in the future, with a time frame for the implementation;
- (3) the recommendation requires further analysis, with an explanation of the scope of that analysis and a time frame for the officer or agency head to be prepared to discuss it (less than six months from the release of the report); or

1
2
3 CALIFORNIA SUPERIOR COURT
4 CITY AND COUNTY OF SAN FRANCISCO
5

6 In The Matter of the 2010-11)
7 Civil Grand Jury of the City)
8 And County of San Francisco)

Finding Re:
Final Grand Jury Report


9 The 2010-2011 Civil Grand Jury of the City and County of San Francisco having
10 submitted its Final Report entitled, "San Francisco's Ethics Commission: The Sleeping
11 Watch Dog" a copy of which is attached and marked as "Exhibit One"

12 The Court finds that this Final Report is in compliance with the Part II, Title 4, of
13 the Penal Code, commencing with section 888. The Final Report reflects the investigative
14 work, findings, conclusions and recommendations of the Civil Grand Jury. It does not
15 reflect the investigative work, findings, conclusions or recommendations of the Superior
16 Court or any of its members.

17
18 GOOD CAUSE APPEARING THEREFOR, IT IS HEREBY ORDERED that a
19 copy of the report is to be placed on file with the clerk of the court and is to remain on
20 file with the office of clerk of the court as provided in Penal Code section 933(b).

21
22 IT IS FURTHER ORDERED that the attached report is to be kept confidential
23 until said report is released to the public by the Civil Grand Jury of the City and County
24 of San Francisco.

25
26 June 13, 2011

27
28

KATHERINE FEINSTEIN
PRESIDING JUDGE

SAN FRANCISCO'S ETHICS COMMISSION:

THE SLEEPING WATCH DOG



CIVIL GRAND JURY
CITY AND COUNTY OF SAN FRANCISCO
2010-2011

THE CIVIL GRAND JURY

The Civil Grand Jury is a government oversight panel of volunteers who serve for one year. It makes findings and recommendations resulting from its investigations.

Reports of the Civil Grand Jury do not identify individuals by name.
Disclosure of Information about individuals interviewed by the jury is prohibited.
California Penal Code, section 929

STATE LAW REQUIREMENT California Penal Code, section 933.05

Each published report includes a list of those public entities that are required to respond to the Presiding Judge of the Superior Court within 60 to 90 days as specified. A copy must be sent to the Board of Supervisors. All responses are made available to the public.

For each finding the response must:

- 1) agree with the finding, or
- 2) disagree with it, wholly or partially, and explain why.

As to each recommendation the responding party must report that:

- 1) the recommendation has been implemented, with a summary explanation; or
- 2) the recommendation has not been implemented but will be within a set timeframe as provided; or
- 3) the recommendation requires further analysis. The officer or agency head must define what additional study is needed. The Grand Jury expects a progress report within six months; or
- 4) the recommendation will not be implemented because it is not warranted or reasonable, with an explanation.

SAN FRANCISCO'S ETHICS COMMISSION: THE SLEEPING WATCHDOG

SUMMARY

This report focuses on issues related to investigations performed by the Commission. These include fines and enforcement irregularities, the excessive influence of the Executive Director in conjunction with the abdication of oversight by the Ethics Commissioners, the membership of the Commission, and audit procedures. This is not meant to be a definitive report on the Ethics Commission.

BACKGROUND

On July 12, 1993, the San Francisco Board of Supervisors voted 7-4 to place Proposition K on the November ballot. In the election pamphlet they asked San Francisco voters:

Shall an Ethics Commission be created, with the power to:

- Administer the City's campaign contributions, determine conflict of interest, lobbying and whistle-blowing laws;
- Investigate alleged violations of these laws and impose penalties under certain circumstances; and
- Submit ordinances relating to governmental ethics directly to the voters?

Arguing in favor of Proposition K, the Board of Supervisors noted in the pamphlet:

- The people of San Francisco are in danger of losing faith in our city government.
- Every few weeks another scandal arises and public confidence sinks to new lows.
- We need an Ethics Commission to turn things around at City Hall.

Proposition K will establish an independent body to clean up our city government.

Rebuttal in the voter's pamphlet argued Proposition K would merely set up a useless commission paralyzed by conflicts-of-interest. Those in opposition to this proposed measure put forth the question:

"Can San Francisco afford to waste millions of dollars on a commission destined to entrench San Francisco City Hall status quo?"

Voters approved Proposition K, and the Ethics Commission was created.

Citizens/voters are entitled to the complete Ethics Commission story. The focus of this report, however, is limited to an examination of the arbitrary method by which fines are determined, enforcement irregularities, the failure to provide adequate transparency, the excessive influence of the Executive Director over commission members leading to the commission members abdicating their responsibilities to serve as our independent watchdog, and investigations performed by Ethics Commission staff.

The Civil Grand Jury asks this question:

Are the citizens of San Francisco well served by its Ethics Commission?

DISCUSSION

There are a number of areas where the procedures and rules followed by the Ethics Commission staff are at odds with its stated mission "to practice and promote the highest standards of ethical behavior in government."¹

Arbitrary Fines

The Ethics Commission collects revenue from a number of sources such as lobbyists' fees, campaign consultant fees, and fines under their jurisdiction. In 2010, the Ethics Commission entered into four enforcement cases (entitled Stipulation, Decision and Orders)² for complaints before the commission. The fines ranged from \$76 to \$4,000. These fines were reduced, through negotiation between the Ethics Staff and complainant, rather than assessing the maximum fine of up to \$5,000 established by the charter.³

In our interviews with the ethics commission staff we asked about variances in the fines. We heard reasons for fine reduction such as being a first-time candidate, a first-time campaign official, or cooperating with the commission staff. Since 2008, all enforcement summaries cite the mitigating factor, "Respondent was cooperative with staff's investigation."

When a violation has been established, the Commission staff engages in negotiations with the alleged violator or their counsel to determine the fine. This puts the Ethics Commission staff in a recurring negotiating role with the city employees, campaign consultants, campaign staff or lobbyists to establish the fine. This is most irregular and vulnerable to manipulation against the public interest.

In Complaint No. 16-080516⁴, a campaign committee originally failed to list a San Francisco Supervisor as a Controlling Officeholder. The “oversight” wasn't corrected until 34 *days after the election*. This misrepresents the campaign to the voters. This violation resulted in a mere \$100 fine for the committee and treasurer of the committee.

The following table indicates the variable nature of the fines collected by the Ethics Commission. The total fines from the enforcement summaries since 2004 are as follows:

CALENDAR YEAR	FINE AMOUNT
2010	\$ 5,226
2009	\$ 8,000
2008	\$ 5,100
2007	\$ 5,817
2006	\$ 4,350
2005	\$ 33,260
2004	\$ 100,000

The arbitrary nature of the fines can best be seen in Ethics Complaint No. 20-050906 against San Franciscans for Affordable Clean Energy. The minutes from the monthly meeting held on June 11, 2007, record the statement of Richard Mo, the Ethics Commission Chief Enforcement Officer:

“... the \$26,700 settlement offer was only an opening to a good faith negotiation but that the Respondent declined to engage in any settlement until she retained an attorney, then offering \$500. Mr. Mo stated that just because probable cause hearings are rare, does not mean that enforcement in those instances is biased. He stated that staff attempted to engage in settlement negotiations.”

In the final settlement the fine was reduced to \$267, or 1% of the original fine.

Sunshine Ordinance Not Enforced

The Sunshine Ordinance Task Force advises the Board of Supervisors and provides information to other City departments on appropriate ways to implement the Sunshine Ordinance (Chapter 67 of the Administrative Code); ensures that deliberations of commissions, boards, councils and other agencies of the City and County are conducted before the people; and guarantees that City operations are open to the people's review.

Under the Sunshine Ordinance, the Task Force also makes a determination if a Sunshine violation exists. If a violation is found, the official involved must disclose the information requested. If the public official doesn't comply, the case is sent to the Ethics Commission for enforcement.

Since October 2004 through December 2010 there have been 18 cases where the Sunshine Ordinance Task Force has requested that the Ethics Department enforce a violation of the ordinance. In all 18 cases the commission has not taken ANY action for violation of the Sunshine Ordinance. In eight of the 18 cases, the disposition was "dismissed because facts did not support finding of willful failure to discharge duties imposed by Sunshine Ordinance." Based on a recommendation for dismissal by the Executive Director, the other ten cases were "dismissed because facts did not support finding of violation."⁵

None of these cases were ever heard at an open hearing before the Ethics Commission.

Because of the Ethics Commission's lack of enforcement, no city employee has been disciplined for failing to adhere to the Sunshine Ordinance. The Commission has allowed some city officials to ignore the rulings of the Sunshine Ordinance Task Force.

On the Ethics Commission web site it indicates its duties as:

- Filing and auditing of campaign finance disclosure statements
- Campaign consultant registration and regulation
- Lobbyist registration and regulation
- Filing officer for statements of economic interest
- Administration of the Whistleblower program
- Investigations of ethics complaints
- Enforcement education and training
- Providing advice and statistical reporting

It is interesting to note here that there is no mention of the Sunshine Ordinance at all. Yet, for the period February 2010 through April 2011, 38% of the pending investigations are Sunshine referrals.⁶

Investigation Delays

The City Charter does not prevent the Ethics Commission investigators from pursuing an investigation after a 14-day notification period simultaneously with the District Attorney or City Attorney.⁷

“If the commission, upon the sworn complaint or on its own initiative, determines that there is sufficient cause to conduct an investigation, it shall investigate alleged violations of this charter or city ordinances relating to campaign finance, lobbying, conflicts of interest and governmental ethics. A complaint filed with the commission shall be investigated only if it identifies the specific alleged violations which form the basis for the complaint and the commission determines that the complaint contains sufficient facts to warrant an investigation.”

The Ethics Commission won't begin an investigation until the District Attorney and City Attorney have decided not to pursue the matter. While there is the possibility of duplication of effort, the number of times when the District Attorney or City Attorney had pursued an investigation is limited. This delay before the Commission starts their investigation, in one case nine months, provides more than enough time for documents to become lost, employees to change departments, and accounts from interviewees to fade. The person bringing a complaint before the Commission deserves timely action.

Ethics Commission Composition

Currently, elected officials appoint all Ethics Commissioners. As stated in the City Charter, a member appointed by the Mayor must have a background in public information and public meetings. A member appointed by the City Attorney must have a background in law as it relates to government ethics. A member appointed by the Assessor must have a background in campaign finance. The remaining two members, appointed by the District Attorney and Board of Supervisors, must be broadly representative of the general public. A listing of current commission members is located in Appendix A.

“Nothing is more important to an ethics program than ensuring that an ethics commission is seen as independent, and not a pawn of politicians. People will not trust the advisory opinions and enforcement decisions of an ethics commission consisting of people with even presumed ties to politicians. Since trust is the principal goal of an ethics program, this is unacceptable.”⁸

- CityEthics.org

Ethics Commissioners are appointed by elected politicians over whom the Commission has enforcement responsibility. While the commission members we interviewed indicated they were not subject to political pressure, there is an appearance of a conflict of interest. A negative and jaded perception by the public may exist because of the way the commissioners are selected and appointed.

Executive Director Controls the Agenda

At least ten days prior to the Commission's monthly meeting, a list of complaints that the Executive Director has recommended for dismissal is sent to the Commissioners. If an item noted for dismissal is not removed from that list and placed on the agenda, it will be dismissed. Based on current Ethics Commission regulations⁹ at least two of the five Commissioners must notify the Executive Director to move something from the dismissed list to the agenda. This must be done five days before the meeting to allow time for the item to be published on the agenda.

However, because of the Open Meeting Law (the Brown act)¹⁰ it is difficult for the members to talk to other commissioners about an item prior to the actual meeting, as this might violate the law. The Open Meeting Law prohibits Commissioners from contacting more than one half of the members. On the Ethics Commission a Commissioner can only contact one other Commissioner. If there were more than five commissioners this might not be much of an issue.

If a commission member is interested in moving an item to the agenda, it is difficult for that commissioner to get support from another commissioner because of the Open Meeting Law. One commissioner estimated that only 15-25% of the requests for an item to be scheduled are moved to the agenda. Because these items are covered in the closed session, the 15-25% estimate can't be verified. Additionally the commissioners are not notified about which specific items are scheduled for the closed session making it difficult to prepare for the meeting. One of the commissioners stated there was an expectation that "...the commission should support the Executive Director in his decision to dismiss a case".

Tracking Requests

In the process of our investigations we had asked the Ethics Commission staff for specific record-keeping information. Following our requests for certain relevant documents the staff was unable to promptly produce all the documents related to our investigation.

The Ethics Commission provides a critical service to campaigns, lobbyists and employees of the city by providing telephone support to answer questions. The Ethics Commission should be credited for implementing recommendations from the 2004-2005 Civil Grand Jury report.

responded to, nor did they have a method for tracking these information requests or a record of what was discussed in the call.

Random Audit Process

An area where the Ethics Commission operates with complete transparency and with little chance of the appearance of undue influence concerns the process whereby campaign committees are picked for random audits. The staff determines the number of yearly audits possible.

In 2011 seven random campaign audits are scheduled: three for committees where activity was between \$10,000 and \$100,000, and four where the committee's activity was over \$100,000. There are no audits of committees with spending below \$10,000. The names of the committees in the audit pool are then placed in a box for random selection.

The following three committees were randomly chosen because they received between \$10,000 and \$100,000:

- Noe Valley Democratic Club
- Protect Our Benefits
- Laura Spanjan for Supervisor 2010

The following four committees were randomly chosen for audit from the over \$100,000 pool:

- Standing Up to Save San Francisco - No on Measures B and K/Yes on Measures J and N, a Coalition of Teachers, Nurses Public School Parents and Labor Organizations
- Phil Ting for Assessor 2010
- San Francisco Forward , Sponsored by San Francisco Chamber of Commerce
- San Francisco Labor and Neighbor Member Education/Political Issues Committee, Sponsored by the San Francisco Labor Council

Commission Meetings Not Televised

Television access for members of the public who are unable to attend these commission meetings is a valuable service. Currently a number of commissions provide funding to SFGOVTV.ORG to broadcast their meetings and widen public access. These include: the Entertainment Commission, Disability Commission, Small Business Commission, Taxicab Commission and the Transportation Commission. Other City commissions such as the Police Commission and the Planning Commission that adjudicate issues televise their sessions.

The Ethics Commission currently makes audio recordings of its meetings available and has a Facebook page to provide information to the public, but does not televise their meetings.

After a recent Rules Committee meeting where the candidates for the Ethics Commission were interviewed, the *San Francisco Bay Guardian* quoted¹¹ Supervisor Kim saying, "I absolutely support televising the Ethics Commission."

CONCLUSION

The Ethics Commission was established to provide a valuable service to the residents of San Francisco and is intended to be an independent watchdog.

The issues where the Jury found items that should be improved are:

- Setting fines
- The excessive influence of the Executive Director
- The Commissioners' abdication of oversight responsibilities
- The membership of the Commission, and
- Broadcasting Commission meetings.

This report is not meant to be a definitive report on the Ethics Commission. We will leave that investigation to a future Jury.

METHOD OF INVESTIGATION

The Civil Grand Jury interviewed members of the Ethics Commission staff, members of the Ethics Commission, and members of the community with experience in governmental ethics.

While we asked to speak with all members of the Ethics Commission, only two volunteered to be interviewed. The jury also reviewed the Ethics Commission enforcement summaries, procedures and web site.

FINDINGS AND RECOMMENDATIONS

Finding 1

Having the Ethics Commission staff establish the fine and then enter into negotiations could be viewed as lacking a strong and effective operating system that could lead to questions of fairness and transparency.

Recommendation 1.1

The Ethics Commissioners should establish a fixed fine structure for violations or apply the maximum allowed fine.

Recommendation 1.2

If the respondent disagrees with the fine a request may be made for a public hearing. This will allow the commissioners to exercise discretion over the fines process.

Finding 2

The failure of the Ethics Commission to enforce Sunshine Ordinance Task Force actions weakens the goal of open government and reduces the effectiveness of the Sunshine Ordinance.

Recommendation 2

All Sunshine Ordinance Task Force enforcement actions deserve a timely hearing by the Ethics Commission.

Finding 3

Waiting for the District Attorney or City Attorney to inform the Ethics Commission that they are not going to pursue a case causes unnecessary delays.

Recommendation 3

After the 14-day window, Ethics Commission investigations should start.

Finding 4

Currently commissioners are appointed by elected officials. In turn, the staff and commissioners scrutinize campaign expenditures and activities of those same elected officials. The Civil Grand Jury feels this leads to the appearance of impropriety.

Recommendation 4

The City Charter should be changed to add four additional commission members appointed by non-partisan community organizations and individuals such as: The League of Women Voters,

Society of Professional Journalists, The San Francisco Labor Council, The Bar Association of San Francisco, and the Dean of UC Hastings Law School.

Finding 5

The Ethics Commissioners have relinquished their authority to the Executive Director concerning items recommended for dismissal.

Recommendation 5

The commissioners should amend section VI. A in the *Ethics Commission Regulations For Investigations and Enforcement Proceedings* to require review and a vote on investigations recommended for dismissal.

Finding 6

The Ethics Commission staff does not appear to have a proper database to track issues efficiently.

Recommendation 6

The Ethics Commission staff should create or modify their database to increase search and tracking capabilities.

Finding 7

In the context of open government, providing audio recordings of the Commission meetings does not provide enough transparency.

Recommendation 7

To maximize transparency, the San Francisco Ethics Commission should broadcast their meetings on the SFGOVTV television network.

GLOSSARY

CGJ	San Francisco Civil Grand Jury
EC	Ethics Commission
FPPC	California Fair Political Practice Commission
PROPOSITION K	passed 11/93; created the Ethics Commission, transferring ethics functions then divided among five city departments to a single Ethics Commission
PROPOSITION N	passed 11/95; called for the enforcement and administration of the Campaign Finance Reform Ordinance.
PROPOSITION G	passed 11/97; Campaign Consultants Ordinance; mandated, expanded audits of financial statements filed by candidates and political committees.
PROPOSITION J	passed 11/00; 'the taxpayer protection amendment' was intended to reduce the influence of gifts and prospective campaign contributions on the decisions of public officials.
PROPOSITION O	passed 11/00; amended the San Francisco Campaign Finance Reform Ordinance, by providing for the limited public campaign financing of candidates for the Board of Supervisors.
PROPOSITION C	passed 11/03; transferred the task of handling the whistleblower telephone hotline to the Controller's Office
PROPOSITION E	passed 11/03; revised and updated the City's conflict of interest laws, requiring all City departments, boards, and commissions to develop statements identifying "incompatible activities."

San Francisco City Charter The fundamental law of the City of San Francisco

APPENDIX A

ETHICS COMMISSIONERS AND TERMS¹²

COMMISSION MEMBER	APPOINTING OFFICER	TERM START DATE	TERM END DATE
Beverly Hayon	Mayor	January 6, 2011	February 1, 2012
Benedict Y. Hur, Esq.	Assessor	March 2, 2010	February 1, 2016
Dorothy S. Liu, Esq.	Board of Supervisors	April 6, 2011	February 1, 2017
Jamienne S. Studley, Esq.	City Attorney	January 23, 2007	February 1, 2014
Charles L. Ward	District Attorney	June 30, 2006	February 1, 2013

ENDNOTES

1. <http://www.sfethics.org/ethics/2009/05/ethics-commission-mission-code-and-information.html>
2. <http://www.sfethics.org/ethics/2009/05/enforcement.html>
3. In San Francisco Charter Section C3.699-13 - INVESTIGATIONS AND ENFORCEMENT PROCEEDINGS states in the Administrative Orders and Penalties section "Pay a monetary penalty to the general fund of the City of up to five thousand dollars (\$5,000) for each violation or three times the amount which the person failed to report properly or unlawfully contributed, expended, gave or received, whichever is greater. Penalties that are assessed but uncollected after 60 days shall be referred to the bureau of delinquent revenues for collection."
4. http://sfarchive.org/agencies/ethics/www.sfgov.org/site/uploadedfiles/ethicscomm/Research/BAYV IEWSTIP_FINAL.pdf
5. Enforcement Summaries last updated Dec, 15 2010
<http://www.sfethics.org/ethics/2009/05/enforcement.html>
6. Based on data from pending complaints in the Executive Director's Report, the January, 2010 report was not included because there was not one in January.
7. From C3.699-13 in the City Charter
"If the commission, upon the receipt of a sworn complaint of any person or its own initiative, has reason to believe that a violation of this charter or City ordinances relating to campaign finance, lobbying, conflicts of interest or governmental ethics has occurred, the commission immediately shall forward the complaint or information in its possession regarding the alleged violation to the District Attorney and City Attorney. Within ten working days, after receipt of the complaint or information, the District Attorney and City Attorney shall inform the commission in writing regarding whether the district attorney or City Attorney has initiated or intends to pursue an

investigation of the matter.

Within 14 days after receiving notification that neither the District Attorney nor City Attorney intends to pursue an investigation, the commission shall notify in writing the person who made the complaint of the action, if any, the commission has taken or plans to take on the complaint, together with the reasons for such action or non-action. If no decision has been made within 14 days, the person who made the complaint shall be notified of the reasons for the delay and shall subsequently receive notification as provided above."

8. <http://www.cityethics.org/node/770>
9. <http://www.sfethics.org/files/regulations.jan.2010.pdf> section VI. A.
10. http://ag.ca.gov/publications/2003_Main_BrownAct.pdf
11. from San Francisco Bay Guardian 04.12.11 http://www.sfbg.com/2011/04/12/seeking-watchdogs_watchdog?page=0,1
12. <http://www.sfethics.org/ethics/2009/05/commission-members.html>

FINDINGS	RECOMMENDATIONS	RESPONSES REQUIRED
<p><u>Finding 1</u> Having the Ethics Commission staff establish the fine and then enter into negotiations could be viewed as lacking a strong and effective operating system that could lead to questions of fairness and transparency.</p>	<p><u>Recommendation 1.1</u> The Ethics Commissioners should establish a fixed fine structure for violations or apply the maximum allowed fine.</p> <p><u>Recommendation 1.2</u> If the respondent disagrees with the fine a request may be made for a public hearing. This will allow the commissioners to exercise discretion over the fines process.</p>	<p>Ethics Commission</p>
<p><u>Finding 2</u> The failure of the Ethics Commission to enforce Sunshine Ordinance Task Force actions weakens the goal of open government and reduces the effectiveness of the Sunshine Ordinance.</p>	<p><u>Recommendation 2</u> All Sunshine Ordinance Task Force enforcement actions deserve a timely hearing by the Ethics Commission.</p>	<p>Ethics Commission Board of Supervisors City Attorney</p>
<p><u>Finding 3</u> Waiting for the District Attorney or City Attorney to inform the Ethics Commission that they are not going to pursue a case causes unnecessary delays.</p>	<p><u>Recommendation 3</u> After the 14-day window, Ethics Commission investigations should start promptly.</p>	<p>Ethics Commission District Attorney City Attorney</p>

<p><u>Finding 4</u> Currently commissioners are appointed by elected officials. In turn the staff and commissioners scrutinize campaign expenditures and activities of those same elected officials. The Civil Grand Jury feels this leads to the appearance of impropriety.</p>	<p><u>Recommendation 4</u> The City Charter should be changed to add four additional commission members appointed by non-partisan community organizations and individuals such as: The League of Women Voters, Society of Professional Journalists, The San Francisco Labor Council, and the Dean of UC Hastings Law School.</p>	<p>Ethics Commission Board of Supervisors Mayor</p>
<p><u>Finding 5</u> The Ethics Commissioners have relinquished their authority to the Executive Director concerning items recommended for dismissal.</p>	<p><u>Recommendation 5</u> The commissioners should amend section <u>VI. A</u> in the <i>Ethics Commission Regulations For Investigations and Enforcement Proceedings</i> to require review and a vote on investigations recommended for dismissal.</p>	<p>Ethics Commission</p>
<p><u>Finding 6</u> The Ethics Commission staff does not appear to have a proper database to track issues efficiently.</p>	<p><u>Recommendation 6</u> The Ethics Commission staff should create or modify their database to increase search and tracking capabilities.</p>	<p>Ethics Commission</p>
<p><u>Finding 7</u> In the context of open government, providing audio recordings of the Commission meetings does not provide enough transparency.</p>	<p><u>Recommendation 7</u> To maximize transparency, the San Francisco Ethics Commission should broadcast their meetings on the SFGOVTV television network.</p>	<p>Ethics Commission Board of Supervisors Mayor</p>

SUPERIOR COURT OF CALIFORNIA
COUNTY OF SAN FRANCISCO
GRAND JURY

Orig: Joy
c: COB, Leg Dep,
GAO clerk (AA)
cpage

OFFICE
400 MCALLISTER ST., ROOM 008
SAN FRANCISCO, CA 94102
TELEPHONE: (415) 551-3605

June 14, 2011

Supervisor David Chiu, President
San Francisco Board of Supervisors
#1 Dr. Carleton B. Goodlett Place
City Hall, Room 244
San Francisco, CA 94102

Dear Supervisor Chiu:

The 2010-2011 San Francisco Civil Grand Jury will release its report to the public entitled "Hiring Practices of the City and County of San Francisco" on Thursday, June 16, 2011. Enclosed is an advance copy of this report. Please note that by order of the Presiding Judge of the Superior Court, Hon. Katherine Feinstein, this report is to be kept confidential until the date of release.

California Penal Code section 933.05 requires the responding party or entity identified in the report to respond to the Presiding Judge of the Superior Court, within a specified number of days. You may find the specific day the response is due in the last paragraph of this letter.

For each Finding of the Civil Grand Jury, the response must either:

- (1) agree with the finding; or
- (2) disagree with it, wholly or partially, and explain why.

Further as to each recommendation made by the Civil Grand Jury, the responding party must report either:

- (1) that the recommendation has been implemented, with a summary explanation of how it was implemented;
- (2) the recommendation has not been implemented, but will be implemented in the future, with a time frame for the implementation;
- (3) the recommendation requires further analysis, with an explanation of the scope of that analysis and a time frame for the officer or agency head to be prepared to discuss it (less than six months from the release of the report); or

RECEIVED
BOARD OF SUPERVISORS
SAN FRANCISCO

2011 JUN 14 AM 8:12

- (4) that the recommendation will not be implemented because it is not warranted or reasonable, with an explanation of why that is. (California Penal Code sections 933, 933.05)

Please provide your responses to the Findings and Recommendations in this report to the Presiding Judge of the Superior Court, Hon. Katherine Feinstein, not later than Monday, September 12, 2011, with an information copy sent to the Grand Jury Office at the above address.

Very truly yours,

A handwritten signature in cursive script that reads "Linda A. Clardy". The signature is written in black ink and is positioned above the printed name.

Linda A. Clardy, Foreperson
2010-2011 San Francisco County Civil Grand Jury

cc: Members of the Board of Supervisors
Angela Calvillo, Clerk of the Board

1
2
3
4
5 CALIFORNIA SUPERIOR COURT
6 CITY AND COUNTY OF SAN FRANCISCO
7

8 In The Matter of the 2010-11)
9 Civil Grand Jury of the City)
10 And County of San Francisco)

Finding Re:
Final Grand Jury Report


11 The 2010-2011 Civil Grand Jury of the City and County of San Francisco having
12 submitted its Final Report entitled, "Hiring Practices of the City and County of San
13 Francisco" a copy of which is attached and marked as "Exhibit One"

14 The Court finds that this Final Report is in compliance with the Part II, Title 4, of
15 the Penal Code, commencing with section 888. The Final Report reflects the investigative
16 work, findings, conclusions and recommendations of the Civil Grand Jury. It does not
17 reflect the investigative work, findings, conclusions or recommendations of the Superior
18 Court or any of its members.
19

20 GOOD CAUSE APPEARING THEREFOR, IT IS HEREBY ORDERED that a
21 copy of the report is to be placed on file with the clerk of the court and is to remain on
22 file with the office of clerk of the court as provided in Penal Code section 933(b).

23 IT IS FURTHER ORDERED that the attached report is to be kept confidential
24 until said report is released to the public by the Civil Grand Jury of the City and County
25 of San Francisco.
26

27 June 13, 2011
28


KATHERINE FEINSTEIN
PRESIDING JUDGE

HIRING PRACTICES
OF THE
CITY AND COUNTY OF SAN FRANCISCO



CIVIL GRAND JURY
CITY AND COUNTY OF SAN FRANCISCO
2010-2011

THE CIVIL GRAND JURY

The Civil Grand Jury is a government oversight panel of volunteers who serve for one year. It makes findings and recommendations resulting from its investigations.

Reports of the Civil Grand Jury do not identify individuals by name.
Disclosure of Information about individuals interviewed by the jury is prohibited.
California Penal Code, section 929

STATE LAW REQUIREMENT California Penal Code, section 933.05

Each published report includes a list of those public entities that are required to respond to the Presiding Judge of the Superior Court within 60 to 90 days as specified. A copy must be sent to the Board of Supervisors. All responses are made available to the public.

For each finding the response must:

- 1) agree with the finding, or
- 2) disagree with it, wholly or partially, and explain why.

As to each recommendation the responding party must report that:

- 1) the recommendation has been implemented, with a summary explanation; or
- 2) the recommendation has not been implemented but will be within a set timeframe as provided; or
- 3) the recommendation requires further analysis. The officer or agency head must define what additional study is needed. The Grand Jury expects a progress report within six months; or
- 4) the recommendation will not be implemented because it is not warranted or reasonable, with an explanation.

HIRING PRACTICES OF THE CITY AND COUNTY OF SAN FRANCISCO

SUMMARY

In 2005 the Department of Human Resources (DHR) issued a report entitled, "Civil Service Reform: Preserving the Promise of Government" (hereafter "Civil Service Reform Report".) One of the principal recommendations of this report was the need to expedite the hiring process for City personnel by, "Decentralizing authority for personnel decisions from a central agency to operational agencies, especially for hiring." 1

Up to that time, responsibility for conducting and scoring examinations and drawing up eligibility lists for permanent positions in the City government was centralized in the DHR. The process for hiring a permanent employee could take up to twelve months, basically precluding the ability to extend job offers "on the spot." This put the City at a disadvantage when attempting to hire highly qualified job candidates for critical positions.

The only available alternative was for the City to opt for a provisional appointment. Provisional hiring provides City departments significant flexibility in filling vacant positions. However, the process also creates distortions within the hiring process. The biggest of these is that a provisional appointment is limited to a maximum of three years. After that employees must undergo a competitive examination in order to retain their positions.

Should a provisional employee fail an examination or not be ranked high enough on the permanent hiring list, the employee cannot be retained, and the department must forfeit its investment in the employee. This in turn can lead to disruptions in the continuity of City services. At the same time, job applicants have criticized the process as little more than a mechanism to "grandfather in" the provisional employees by giving them up to three years of on-the-job experience before having to take examinations to qualify for permanent employment.

Since the issuance of the "Civil Service Reform Report", policies have been implemented to give various City departments the authority to conduct examinations and hire staff from the resulting eligibility lists. The wholesale adoption of Position-Based Testing (PBT), the sharing of eligibility lists across departments and increased reliance on training and experience factors in assessing candidates, has accelerated the hiring process while reducing the number of provisional employees.

These reforms have reportedly shortened the hiring process and according to the DHR have improved the likelihood that the new employee has the specific skills and experience required for the position. However, they have also complicated the Civil Service Commission's (hereafter, the Commission) efforts to ensure that these new hiring procedures conform to civil service rules. This report looks at the impact these policies are having on the merit hiring process and how the Commission is coping with these changes.

The Civil Grand Jury (hereafter, the Jury) also examined certain issues concerning the appeal process that were brought to its attention by union representatives and City employees.

POSITION BASED TESTING

As we have seen, the central thrust of the "Civil Service Reform Report" was to expedite the hiring process by decentralizing authority for personnel decisions. Within the confines of this overall objective, the report urged a greater use of PBT in establishing eligibility lists. PBT is described as a program that "combines the efficiencies of the provisional hiring process with the merit safeguards of the permanent hiring process." 2

It was anticipated that this testing program would allow departments to adopt eligible lists resulting from merit-based examinations within sixty days of the posting of an examination announcement. Based on figures from Fiscal Year 2009-2010, the sixty day goal has very nearly been met.3

Greater efficiency is achieved primarily in two ways;

- by utilizing existing job analysis for developing the job announcement information, and
- limiting the right of applicants to appeal to the Civil Service Commission.

According to the plan outlined in the "Civil Service Reform Report", after thorough training in conducting and scoring Position Based Tests, certain City departments would be responsible for conducting PBT with consultation and concurrence from the Human Resources department.

In 2006 the Commission adopted Rule 111A authorizing the use of PBT. Since then, it has proliferated to the point where it now accounts for over 60% of the tests administered by the City. Department of Human Resources has "created a list of over 550 pre-approved classes in which the new PBT selection process is used"4, and PBTs are now used by 17 city departments.

As a result, the Human Resources department reports that the PBT selection method has greatly expedited the hiring process and improved the likelihood that the person hired has the specific skills required by a department.

One facet of PBT captured the Jury's attention. A hiring list developed by one department is increasingly being used by other departments to fill vacancies for a similar job classification without announcing the information on the City's job posting website. Originally, PBT exams were intended to test for highly specialized classes unique to a particular department. When used for that purpose, there is little need for other departments to use the resulting eligibility list.

As we have seen, PBT exams now comprise the majority of tests conducted by the City, including citywide job classifications. As a result, the sharing of eligibility lists among City departments has become increasingly common.

To illustrate the implications of this practice, the General Services Agency (GSA) recently posted a PBT announcement for an automotive machinist position. Based on current policy, the announcement did display an advisory that, "The current position is located at the General Services Agency, Fleet Management. The eligible list resulting from this examination may be used for future positions in this class in other City departments."

However, these advisories do not identify the other departments that might use the eligibility list. Should another City department have an opening for an automotive machinist, it can select from the eligibility list resulting from the GSA's examination, thereby avoiding the need to conduct its own examination. Under these circumstances, an applicant who has interest in the position of automotive machinist, but not interested in working at GSA, would be effectively precluded from hearing about and applying for a similar position that might open up at another City department.

THE APPEAL PROCESS

The Department of Human Resources maintains that the Position Based Testing selection process "has been successful in terms of candidate acceptance, as we see very few appeals to the CSC." This could be partially due to the fact that PBT imposes limitations on an applicant's right to appeal a DHR decision regarding testing or the selection process to the Commission.

Under the traditional Class Based Testing (CBT), an applicant has the right to appeal to the Commission at almost every point during the examination process. On the other hand, an applicant taking a PBT can only appeal at three points in the process. For example, with CBT, when the DHR determines that an applicant does not meet a position's minimum requirements,

the applicant can appeal to the Commission. But PBT applicants cannot appeal the decision to the Commission, thereby ending their ability to participate in the examination.

A similar situation exists when an applicant disagrees with their examination score. Statistics show that the number of PBT related appeals received by the Commission is very small. There were none in FY 2009-2010 as compared to 51 new appeals in the case of CBTs. 6

During the course of its investigation, the Jury became aware of other issues related to the appeal process that are not PBT-specific. One involves the requirement that, where appropriate, a letter from the Department of Human Resources denying an appellant's petition must advise the appellant of their right to appeal the decision.

The DHR asserts that, where permitted under existing rules, it is department policy to advise all appellants of their right to appeal DHR decisions to the Commission. It further insists that it provides extensive training on merit system practices and procedures to DHR personnel staff.

However, various sources have told the Jury that this policy is not always being followed by the DHR and provided letters to substantiate their claims. When some of these letters were shown to an official at the Commission, the Jury was informed that the letters contained inadequate information regarding appeal rights. (See Appendix A)

Once an applicant makes a formal appeal to the Commission of a Department of Human Resources decision, there is a requirement that the appellant be provided with a copy of the DHR's response. Union representatives have described instances when the DHR did not proactively provide a copy of their report to the appellant as required.

When queried by the Jury, the Commission acknowledged that there have been instances when the DHR confirmed that it had, in fact, provided the required report to the appellant but could not provide the Commission with any written evidence of its compliance. Moreover, when the Commission sends a letter to an appellant setting a date for their hearing they do not inform the appellant of their right to receive a copy of the DHR response free of charge.

TRAINING & EXPERIENCE TESTING

In discussions with union members, the Jury's attention was drawn to "Training and Experience Testing" (T&E). In this selection process, a hiring manager basically relies upon information provided by an applicant in arriving at an examination score. Based upon information provided on an application form, a numerical value is assigned to such factors as training, level of education or years of experience to reach a total score for that applicant.

It is the Jury's understanding that with this current process no effort is made to verify the accuracy of the information provided by the applicant, for example through a written examination. As a result, this process creates a situation conducive to exaggerated claims, if not outright lying, on an applicant's application form. The Jury was given an example of an applicant claiming to have received a bachelor's degree from a community college. Two-year community colleges issue only associate degrees.

T&E testing does have one advantage. The hiring staff can examine a large number of applicants in a short period of time. This process also results in a large number of applicants with identical test scores, thereby affording a department hiring manager considerable flexibility in selecting staff. On the negative side, because a large number of applicants can achieve an identical score, there is very little effective ranking of candidates.

Moreover, there is no actual "testing", as commonly understood, to determine whether an applicant possesses the skills required for the position. It is basically left up to the department to determine whether the person hired has the necessary skills. If the person hired does not have the requirements, the department must either train or discharge the person.

Union representatives expressed considerable dissatisfaction with these aspects of T&E testing. They consider it to be a wasteful and inefficient process for hiring staff and felt it was a poor substitute for the traditional testing methods used to determine whether an applicant is fit for the position. According to the DHR, they are "moving away" from the Training and Experience testing process.

CIVIL SERVICE COMMISSION – COPING WITH DECENTRALIZATION

San Francisco's charter tasks the Commission with overall supervision of all facets of the civil service merit system. The Commission must ensure that the hiring, separation and promotion of all but 2% of the city's roughly 26,000 budgeted positions conform to civil service rules. "The Commission also hears and adjudicates appeals of decisions by the DHR and has the authority to investigate and conduct public hearings about merit system matters." 7

The decision to decentralize the examination and selection processes, including PBT, to the departmental level, as well as the current practice of sharing eligibility lists among departments, has expanded oversight responsibility for both the DHR and the Commission.

For example, currently 17 city departments use PBT for hiring staff.⁸ Instead of having to provide oversight over its own centralized testing unit, the DHR must now train and manage 17

departments' human resources personnel, and the Commission must monitor the hiring units in each of the 17 departments for compliance to civil service rules.

As the civil service reform project launched in 2005 continues to evolve, so will the burden on the Commission to keep abreast of the changes. Concurrently, staffing levels of both the DHR and the Commission have been reduced as a result of budget cuts. According to the Commission, their audit functions are currently limited to specific complaints and random audits of job postings for conformity to merit testing practices. They felt there was a particular need for one additional senior personnel analyst in order to more effectively fulfill its role.⁹

Union representatives agreed that the Commission is now woefully understaffed and consequently is unable to adequately ensure a fair hiring process.

FINDINGS & RECOMMENDATIONS

Finding I

Under the traditional CBT, an applicant has the right to appeal to the Commission at almost every point during the examination process. Applicants taking a PBT can appeal at only three points in the process. These differences can be confusing to applicants.

Recommendation I

On all job applications there should be a single link or single sheet of paper outlining in easily understandable language under what conditions a job applicant can appeal to the DHR and ultimately to the Commission.

Finding II

DHR is not always informing appellants of their right to appeal decisions of the DHR to the Commission.

Recommendation II

DHR should establish tighter procedures to ensure that all letters sent to appellants denying their appeal are mailed promptly. Where appropriate they should advise appellants of their right to appeal the decision to the Commission. As a further backup, the Jury urges the Commission to include in its letters to appellants setting the date of their hearing a reminder that they are entitled to a copy of the DHR's report free of charge.

Finding III

T&E testing relies too heavily on training and experience factors listed on an application form in evaluating whether an applicant is eligible for a position. This is an ineffective method for evaluating job applicants. T&E testing does not verify whether an applicant actually possesses the training/education and experience claimed on the application form. The DHR has indicated that is in the process of reducing its reliance on T&E examinations.

Recommendation III

The city should continue its move away from T&E examinations and return to a more knowledge-based examination. This process should be completed by June 30, 2012

Finding IV

Besides a job description, PBT job announcements sometimes advise applicants that the eligibility list from this examination could be used by other City departments for hiring staff. However, the advisory does not identify those departments. This process can deny applicants the information required to become aware of and apply for a position with the City government.

Recommendation IV

Position based job announcements should identify each City department that might use the examination eligibility list. This would assist potential applicants in deciding whether or not to participate in the examination and get on an eligibility list. Otherwise, the list should be used solely by the department designated on the job announcement.

Finding V

As the hiring process in the City becomes increasingly decentralized and PBT testing becomes more prevalent, there is growing doubt among some City workers that the Commission as currently staffed is able to protect their rights.

Recommendation V

The Commission should be authorized to hire at least one additional senior personnel analyst.

METHOD OF INVESTIGATION

To prepare this report, the Committee reviewed various regulations pertaining to the hiring of non-exempt employees, including the City charter and civil service rules. The Committee conducted extensive interviews with a commissioner and a senior administrator of the Civil Service Commission, senior staff at the Department of Human Resources and the Department of Public Health as well as union leaders and city employees. These interviews were followed up with numerous emails seeking clarification of points made during those interviews

GLOSSARY

CBT – Class Based Testing
CGJ – Civil Grand Jury
CSC – Civil Service Commission
DHR – Department of Human Resources
PBT – Position Based Testing
T&E – Training and Experience (Testing)

ENDNOTES

1. DHR, "Civil Service Reform: Preserving the Promise of Government" 2005, p. 5
2. Ibid., p. 80
3. For the Fiscal Years 2009-2010, the figure for PBT was 63 days. DHR memo to CSC, "Report on the Position-Based Testing Program", 9/17/09, p. 2
4. DHR, "Civil Service Reform Phase II: Unfinished Business", 2/23/09 p. 2
5. "Civil Service Reform Preserving the Promise of Government" op. cit. p.2
6. CSC, "Summary Analysis of Appeals to Civil Service Commission during Fiscal Year 2000-2010, 3/17/11, p. 61
7. "Civil Service Reform: Preserving the Promise of Government", op. cit. p. 78
8. "Report on the Position Based Testing Program", op. cit., p.1
9. While the Jury is cognizant of the precarious financial position in which the City presently finds itself, one possible way to fund the estimated \$101-123,000 annual cost of an additional senior personnel analyst is from increased financial support by the Public Utilities Commission and the San Francisco Metropolitan Transportation Authority. In addition, the Jury believes that all enterprise departments such as the Airport Commission should be included among the governmental bodies required to provide financial support to the Commission.

BIBLIOGRAPHY

Appeals of Examination Process, Rule 111A, Article VIII, Position-Based Testing, Civil Service Rules
"Civil Service Reform Phase II: Unfinished Business", Department of Human Resources, 2/23/09
"Civil Service Reform: Preserving the Promise of Government", Department of Human Resources, 2005
"Report on the Position-Based testing Program", Department of Human Resources, 9/17/10
"Summary Analysis of Appeals Submitted to Civil Service Commission during fiscal Years 2000 through 2010", Civil service Commission, 3/7/11

APPENDIX A



Gavin Newsom, Mayor
Edwin M. Lee, City Administrator

Human Resources Administration
875 Stevenson Street, Room 470
San Francisco, CA 94103-0903
Tel.: (415) 554-6000
Fax: (415) 554-6025

[REDACTED] 2010

[REDACTED]

Dear [REDACTED]

Your email dated [REDACTED] 2010 concerning the 0932 Manager IV-[REDACTED] examination has been forwarded to our office for response. You are appealing the rejection of your application on the basis that you claim to have second level supervisory experience. Also, you state that your application was accepted in March 2005 for class [REDACTED] (Acting Assignment).

Based on our review of the current [REDACTED] class specification dated May 12, 2000 (See Attachment A), the distinguishing features and supervision exercised in the [REDACTED] classification clearly states that incumbents serve as a first level supervisor over several crews. The May 12, 2000 class specification was amended to accurately reflect the current tasks, knowledge, skills and abilities defined in the job analysis conducted for this class and the class title was changed to [REDACTED]. Prior to this date, the [REDACTED] was titled [REDACTED] (See Attachment B). We noted that your Performance Appraisal Report does not reflect the change in title and will ensure that it is corrected for the future.

Pursuant to Civil Service Rule 110.9.1, City and County of San Francisco employees will receive credit only for the duties of the class to which they are appointed. Credit for experience obtained outside of the employee's class will be allowed only if recorded in accordance with the provisions of the Civil Service Rules. Your personnel file did not contain any record of temporary out of class assignment that would verify your second level supervisory experience.

Although your performance evaluation indicates that you supervise subordinate staff, it does not specifically state that you supervise first-level supervisors. Furthermore, we have reviewed the Bureau of [REDACTED] organizational chart (See Attachment C), which verifies your [REDACTED] position supervising classes in the entry or journey-level crafts classifications and not supervisory classifications. Your supervision of lead workers that supervise their crews is not considered second-level supervisory experience.


Your email indicated that in 2005, your application was accepted for class [REDACTED] [REDACTED] (Acting Assignment). The Department has reviewed prior recruitment records for class [REDACTED] and a provisional announcement for [REDACTED] was located, but we have no record to indicate that you were deemed qualified for this position.

For the reason stated herein, we are unable to qualify you as a second level supervisor and your application remains not qualified.

This decision is final and no further consideration can be made by this department [REDACTED]

Should you have any further questions regarding this matter, you may contact Angie Ignao, Sr. Personnel Analyst, at (415) 554-6000. [REDACTED]

Sincerely,



Tammy Wong
Senior Human Resources Manager, GSA

List ID 056407

cc: Micki Callahan, Human Resources Director, DHR
John Kraus, Recruitment & Assessment Services Director, DHR
Laura Dancer, Recruitment Manager, RAS, DHR
Anita Sanchez, Executive Officer, CSC
Angelita Ignao, Senior Personnel Analyst, GSA
Anna Biasbas, Senior Personnel Analyst, DHR

Important Employment Information for Position Based Testing Examinations for the City and County of San Francisco, which specifies announcement and application policies and procedures, including applicant appeal rights, can be obtained at http://www.sfgov.org/sites/dhr_page.asp?id=56273
Copies of this information can also be obtained at 1 South Van Ness, 4th Floor, San Francisco, CA 94103.

Elaine Lee/DPH/SFGOV
01/27/11 05:36 PM

To: [REDACTED]
cc
bcc
Subject: Re: 1161 Executive Assistant to the Administrator

Hello Ms. [REDACTED]

The minimum qualifications for the class 1161 Executive Assistant to the Administrator employment opportunity require that the candidate possess a Master's degree from an accredited college or university. Based on my review of your application documents, I do not see that you possess a Master's degree.

This decision may be reconsidered if you can provide additional information or explanation in writing within five (5) business days. If you would like your application to be reconsidered, please submit the additional information or documentation by Friday, February 4, 2011.

Thank you for your interest and inquiry.

Sincerely,
Elaine Lee



[REDACTED]
[REDACTED]
[REDACTED]



[REDACTED]
[REDACTED]
01/26/11 11:46 AM

To: Elaine.Lee@sfdph.org
cc
Subject: Re: 1161 Executive Assistant to the Administrator

Hello Elaine,

Thank you for letting me know about the position and your decision.

I am upset by this email, and feel it's just wrong! I have extensive experience in the "executive assistant", "administrative assistant", "office manager", and "director of administration" roles during my career, and to say I have not been considered due to lack of experience/education is very inaccurate. I've been in the administrative capacity for OVER 20 YEARS, and I'm wanting to speak with you about this decision.

Exactly what are the specific qualifications I am lacking for this position?

I feel this may be an age discrimination issue here, and will believe that unless I hear from you otherwise.

Regards,

[REDACTED]
[REDACTED]

On Wed, Jan 26, 2011 at 9:52 AM, <Elaine.Lee@sfdph.org> wrote:

Wednesday, January 26, 2011

[REDACTED]

[REDACTED]

Dear [REDACTED]

Thank you for taking the time to apply to the 1161 Executive Assistant to the Administrator employment opportunity announcement. For your information, there was a high level of interest in this position and we received a number of applications.

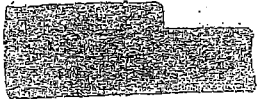
As part of the screening process for the Class 1161 Executive Assistant to the Administrator position, application reviews were conducted to evaluate candidates' experience and education as related to the responsibilities of the position. Based on this review, only those candidates who are deemed most qualified will continue in the selection process. We regret to inform you that you will not be invited to proceed in this examination process.

The City and County of San Francisco is continuously offering examinations for the same or similar job classifications. To find out about these and other employment opportunities with the City and County of San Francisco, please visit their website at www.sfgov.org

We wish you the best in your career endeavors.

Sincerely,
Elaine Lee
Human Resources Services

Civil Service Commission Rules for the City and County of San Francisco specify announcement, application and examination policies and procedures, including applicant appeal rights. They can be found on the Civil Service Commission website [CSC Rules](#). Copies of specific rules can also be obtained at 1 South Van Ness, 4th Floor, San Francisco, CA 94103.



RESPONSE MATRIX

FINDINGS	RECOMMENDATIONS	RESPONSE REQUIRED
<p><u>Finding I</u> Under the traditional CBT, an applicant has the right to appeal to the Commission at almost every point during the examination process. Applicants taking a PBT can appeal at only three points in the process. These differences can be confusing to applicants.</p>	<p><u>Recommendation I</u> On all job applications there should be a single link or single sheet of paper outlining in plain English under what conditions a job applicant can appeal to the DHR and ultimately to the Commission.</p>	<p>Department of Human Resources Civil Service Commission</p>
<p><u>Finding II</u> DHR is not always informing appellants of their right to appeal decisions of the DHR to the Commission.</p>	<p><u>Recommendation II</u> DHR should establish tighter procedures to ensure that all letters sent to appellants denying their appeal are mailed promptly. Where appropriate they should advise appellants of their right to appeal the decision to the Commission. As a further backup, the Jury urges the Commission to include in its letters to appellants setting the date of their hearing a reminder that they are entitled to a copy of the DHR's report free of charge.</p>	<p>Department of Human Resources Civil Service Commission.</p>
<p><u>Finding III</u> T&E testing relies too heavily on training and experience factors listed on an application form in evaluating whether an applicant is eligible for a position. This is an ineffective method for evaluating job applicants. T&E testing does not verify whether an applicant actually possesses the training/education and experience claimed on the application form. The DHR has indicated that is in the process of reducing its reliance on T&E examinations.</p>	<p><u>Recommendation III</u> The city should continue its move away from T&E examinations and return to a more knowledge-based examination.</p>	<p>Department of Human Resources Civil Service Commission</p>

<p><u>Finding IV</u> Besides a job description, PBT job announcements sometimes advise applicants that the eligibility list from this examination could be used by other City departments for hiring staff. However, the advisory does not identify those departments. This process can deny applicants the information required to become aware of and apply for a position with the City government.</p>	<p><u>Recommendation IV</u> Position based job announcements should identify each City department that might use the examination eligibility list. This would assist potential applicants in deciding whether or not to participate in the examination and get on an eligibility list. Otherwise, the list should be used solely by the department designated on the job announcement.</p>	<p>Department of Human Resources Civil Service Commission</p>
<p><u>Finding V</u> As the hiring process in the City becomes increasingly decentralized and PBT testing becomes more prevalent, there is growing doubt among some City workers that the Commission as currently staffed is able to protect their rights.</p>	<p><u>Recommendation V</u> The Commission should be authorized to hire at least one additional senior personnel analyst.</p>	<p>Civil Service Commission Mayor The Board of Supervisors</p>

City and County of San Francisco

Department of Public Health



Edwin M. Lee
Mayor

June 13, 2011

Ms Angela Calvillo
Clerk of the Board of Supervisors
1 Dr. Carlton B. Goodlett Place
San Francisco, CA 94102-4689

RECEIVED
BOARD OF SUPERVISORS
SAN FRANCISCO
2011 JUN 14 AM 11:32
BY le

Dear Ms Calvillo:

Pursuant to the Human Rights Commission's instructions, the Department of Public Health (DPH) wishes to notify the Board of Supervisors that DPH has requested the following waivers from compliance with Chapter 12B of the City's Administrative Code:

- **Merck & Co. Inc:** For the DPH Adult Immunization Clinic (AIC) to purchase **Merck** manufactured vaccines. **Merck** as a vaccine manufacture is able to accept return of unused vaccines that were purchased directly from **Merck**, and credit back customers for those unused vaccines, where third party vaccine distributors will not accept return of unused vaccines.
- **Novartis Vaccines and Diagnostics, Inc:** For the DPH Adult Immunization Clinic (AIC) to purchase Novartis manufactured vaccines. Novartis as a vaccine manufacture is able to accept return of unused vaccines that were purchased directly from Novartis, and credit back customers for those unused vaccines, where third party vaccine distributors will not accept return of unused vaccines.

The attached 12B Waivers were prepared in accordance with the instructions from the Human Rights Commission.

Please contact Harry Mar at 554-2839 should you have questions regarding this matter.

Sincerely,

Jacquie Hale

Jacquie Hale
Director, Office of Contract Management and Compliance



Edwin M. Lee
Mayor

MEMORANDUM

TO: Theresa Sparks, Executive Director, Human Rights Commission
THROUGH: Barbara A. Garcia, MPA, Director of Health
FROM: Jacquie Hale, Director, DPH Office of Contracts Management
DATE: June 13, 2011
SUBJECT: 12B Waiver Request

The Department of Public Health (DPH) respectfully requests approval of the attached 12B Waiver for the following:

Novartis Vaccines and Diagnostics, inc.

Commodity/Service: For the DPH Adult Immunization Clinic (AIC) to purchase Novartis manufactured vaccines through Novartis Vaccines and Diagnostics' UHC/Novation contract, #RX88220

Amount: Utilization is estimated at \$250,000 per year.

Fund Source: General Fund

Term: 7/1/2011 through 6/30/2012

Rationale for this waiver request:

1. As a vaccine manufacturer, Novartis will accept return of unused vaccines that were purchased directly from Novartis, and credit back customers for those unused vaccines. Third party distributors, i.e. McKesson, GIV, FFF, etc, have no such return policy.
- **AITC has been purchasing Novartis vaccines through third party distributors, at marked up prices. However, without the ability to return unused vaccines, AITC is required to discard, or destroy, all unused dated vaccines. To minimize the amount of unused vaccines, AITC was compelled to purchase vaccines in marginal quantities through multiple orders. Although purchasing vaccines in this manner may minimize the amount of unused vaccines that need to be discarded or destroyed, it frequently creates periodic vaccine shortages at the AITC between vaccine shipments.**
- **Having the ability to purchase vaccines directly from the manufacturer, at manufacturer's discounted or governmental prices, with the ability to return unused vaccines would allow AITC to more cost effectively maintain a stable vaccine inventory to provide reliable immunization services, without the wasteful discarding, or destruction, of unused vaccines.**
2. AITC will be purchasing Novartis manufactured Vaccines through Novartis Vaccines and Diagnostics' UHC/Novation contract, #RX88220.
- UHC/Novation contracts are awarded through a competitive process that's acceptable to OCA.

For questions concerning this waiver request, please call Harry Mar at 554-2839 or Robert Longhitano at 554-2659.

Thank you for your consideration.



CITY AND COUNTY OF SAN FRANCISCO HUMAN RIGHTS COMMISSION

S.F. ADMINISTRATIVE CODE CHAPTERS 12B and 14B WAIVER REQUEST FORM (HRC Form 201)

FOR HRC USE ONLY
Request Number: _____

Section 1. Department Information

Department Head Signature: _____

Name of Department: Public Health

Department Address: 101 Grove St. Rm. 307 San Francisco, CA 94102

Contact Person: Jacquie Hale

Phone Number: 554-2607 Fax Number: 554-2555

Section 2. Contractor Information

Contractor Name: NOVARTIS VACCINES AND DIAGNOSTICS INC Vendor No.: 80271

Contractor Address: 350 MASSACHUSETTS AVENUE, CAMBRIDGE MA 02139

Contact Person: _____ Contact Phone No.: _____

Section 3. Transaction Information

Date Waiver Request Submitted: JUN 14 2011 Type of Contract: Vaccines

Contract Start Date: 7/1/2011 End Date: 6/30/2012 Dollar Amount of Contract: \$ 250,000

Section 4. Administrative Code Chapter to be Waived (please check all that apply)

- Chapter 12B
- Chapter 14B *Note: Employment and LBE subcontracting requirements may still be in force even when a 14B waiver (type A or B) is granted.*

Section 5. Waiver Type (Letter of Justification *must* be attached, see Check List on back of page.)

- A. Sole Source
- B. Emergency (pursuant to Administrative Code §6.60 or 21.15)
- C. Public Entity
- D. No Potential Contractors Comply – Copy of waiver request sent to Board of Supervisors on: 6/14/2011
- E. Government Bulk Purchasing Arrangement – Copy of this request sent to Board of Supervisors on: _____
- F. Sham/Shell Entity – Copy of waiver request sent to Board of Supervisors on: _____
- G. Subcontracting Goals
- H. Local Business Enterprise (LBE) (for contracts in excess of \$5 million; see Admin. Code §14B.7.1.3)

HRC ACTION	
12B Waiver Granted: _____	14B Waiver Granted: _____
12B Waiver Denied: _____	14B Waiver Denied: _____
Reason for Action: _____	
HRC Staff: _____	Date: _____
HRC Staff: _____	Date: _____
HRC Director: _____	Date: _____

DEPARTMENT ACTION – This section must be completed and returned to HRC for waiver types D, E & F.	
Date Waiver Granted: _____	Contract Dollar Amount: _____



Edwin M. Lee
Mayor

MEMORANDUM

TO: Theresa Sparks, Executive Director, Human Rights Commission
THROUGH: Barbara A. Garcia, MPA, Director of Health
FROM: Jacquie Hale, Director, DPH Office of Contracts Management
DATE: June 13, 2011
SUBJECT: 12B Waiver Request

[Handwritten signatures]

The Department of Public Health (DPH) respectfully requests approval of the attached 12B Waiver for the following:

Merck & Co. Inc.

Commodity/Service: For the DPH Adult Immunization and Travel Clinic (AITC) to purchase Merck manufactured vaccines through Merck & Co's UHC/Novation contract, #RX81080.

Amount: Utilization is estimated at \$250,000 per year or \$750,000 for a 3-year term

Fund Source: General Fund

Term: 7/1/2011 through 12/31/2013

Rationale for this waiver request:

1. As a vaccine manufacturer, Merck will accept return of unused vaccines that were purchased directly from Merck, and credit back customers for those unused vaccines. Third party distributors, i.e. McKesson, GIV, FFF, etc, have no such return policy.
 - AITC has been purchasing Merck vaccines through third party distributors, at marked up prices. However, without the ability to return unused vaccines, AITC is required to discard, or destroy, all unused dated vaccines. To minimize the amount of unused vaccines, AITC was compelled to purchase vaccines in marginal quantities through multiple orders. Although purchasing vaccines in this manner may minimize the amount of unused vaccines that need to be discarded or destroyed, it frequently creates periodic vaccine shortages at the AITC between vaccine shipments.
 - Having the ability to purchase vaccines directly from the manufacturer, at manufacturer's discounted or governmental prices, with the ability to return unused vaccines would allow AITC to more cost effectively maintain a stable vaccine inventory to provide reliable immunization services, without the wasteful discarding, or destruction, of unused vaccines.
2. AITC will be purchasing Merck manufactured Vaccines through Merck and Co's UHC/Novation contract, #RX81080.
 - UHC/Novation contracts are awarded through a competitive process that's acceptable to OCA.

For questions concerning this waiver request, please call Harry Mar at 554-2839 or Robert Longhitano at 554-2659.

Thank you for your consideration.



CITY AND COUNTY OF SAN FRANCISCO HUMAN RIGHTS COMMISSION

S.F. ADMINISTRATIVE CODE CHAPTERS 12B and 14B WAIVER REQUEST FORM (HRC Form 201)

FOR HRC USE ONLY
Request Number: _____

► Section 1. Department Information

Department Head Signature: [Signature]
 Name of Department: Public Health
 Department Address: 101 Grove St. Rm. 307 San Francisco, CA 94102
 Contact Person: Jacquie Hale
 Phone Number: 554-2607 Fax Number: 554-2555

► Section 2. Contractor Information

Contractor Name: MERCK & CO INC Vendor No.: 45981
 Contractor Address: P O BOX 4, WP39-440, WEST POINT PA 19486
 Contact Person: _____ Contact Phone No.: _____

► Section 3. Transaction Information

Date Waiver Request Submitted: JUN 14 2011 Type of Contract: Vaccines
 Contract Start Date: 7/1/2011 End Date: 6/30/2013 Dollar Amount of Contract: \$ 750,000

► Section 4. Administrative Code Chapter to be Waived (please check all that apply)

Chapter 12B
 Chapter 14B Note: Employment and LBE subcontracting requirements may still be in force even when a 14B waiver (type A or B) is granted.

► Section 5. Waiver Type (Letter of Justification *must* be attached, see Check List on back of page.)

A. Sole Source
 B. Emergency (pursuant to Administrative Code §6.60 or 21.15)
 C. Public Entity
 D. No Potential Contractors Comply – Copy of waiver request sent to Board of Supervisors on: 6/14/2011
 E. Government Bulk Purchasing Arrangement – Copy of this request sent to Board of Supervisors on: _____
 F. Sham/Shell Entity – Copy of waiver request sent to Board of Supervisors on: _____
 G. Subcontracting Goals
 H. Local Business Enterprise (LBE) (for contracts in excess of \$5 million; see Admin. Code §14B.7.1.3)

HRC ACTION	
12B Waiver Granted: _____	14B Waiver Granted: _____
12B Waiver Denied: _____	14B Waiver Denied: _____
Reason for Action: _____	
HRC Staff: _____	Date: _____
HRC Staff: _____	Date: _____
HRC Director: _____	Date: _____

DEPARTMENT ACTION – This section must be completed and returned to HRC for waiver types D, E & F.	
Date Waiver Granted: _____	Contract Dollar Amount: _____



SAN FRANCISCO PLANNING DEPARTMENT

RECEIVED
BOARD OF SUPERVISORS
SAN FRANCISCO

a
BOS II
Lohita
page

MEMO

DATE: June 10, 2011
TO: Clerk of the Board
FROM: John Rahaim
 [Signature]
 Planning Director
RE: Board Inquiry No. 20110426-002

2011 JUN 13 PM 3:14

BY *[Signature]*

1650 Mission St.
Suite 400
San Francisco,
CA 94103-2479

Reception:
415.558.6378

Fax:
415.558.6409

Planning
Information:
415.558.6377

In response to the Board of Supervisor Chiu's request for Requesting the Department of Technology and the Planning Department to provide analysis of possible revenue from leasing radio towers, siren poles and other City and County sites to private telecommunications carriers.

Background

Currently, there are approximately 767 WTS facilities with approximately 320 new facilities projected over the next five years.

2010	Existing	Proposed
AT&T	168	54
Clearwire (10/1/2010)	32	28
Metro PCS (4/1/2009)	58	86
Nextel	89	0
Sprint	111	1
T-Mobile	241	92
Verizon	68	59
Total	767	320

The Planning Department is aware of several areas of San Francisco where mobile device coverage is significantly worse than other, better served areas. Specifically, the western side of the City and areas where the topography presents a challenge can stand to improve existing coverage and capacity conditions. Coincidentally, there are City owned and operated properties distributed in many parts of the same geographic areas that several wireless service providers would like to improve their coverage and capacity.

Existing structures, such as light standards and signs, in parks and recreational facilities and the public right-of-way are opportunities where service providers may improve their coverage and capacity. New WTS facilities may be installed on the existing structure or the existing structure may be replaced to completely conceal or "stealth" the

June 10, 2011

antenna and equipment to mitigate any aesthetic impact. New structures would also provide revenue opportunities; however, they should be evaluated carefully to mitigate its impact to its surroundings.

Each installation could generate revenue for the City in the form of individual lease agreements. Monthly leases vary greatly in the industry. Generally, individual leases may generate anywhere from as little as \$500 per month to as much as \$5,000 per month. Given the wide range of lease agreements and the uncertainty in knowing whether city properties are located well for this use, it is difficult to estimate the total potential revenue for the city. However, it is clear that parks, streets, and other city properties could provide some of the locations needed for these facilities, assuming the impacts can be addressed.

File 110226

605-11

CPAGE

CITY AND COUNTY OF SAN FRANCISCO

OFFICE OF THE CITY ATTORNEY



DENNIS J. HERRERA
City Attorney

JOHN D. MALAMUT
Deputy City Attorney

DIRECT DIAL: (415) 554-4622
E-MAIL: John.Malamut@sfgov.org

hand delivered
to Clerk in
6/14/11 mtg.
for the file.

MEMORANDUM

TO: President David Chiu and Members of the Board of Supervisors
CC: Angela Calvillo, Clerk of the Board of Supervisors
Rich Hillis, Mayor's Office of Economic and Workforce Development
Cheryl Adams, Deputy City Attorney
FROM: John D. Malamut
Deputy City Attorney *JDM*
DATE: June 14, 2011
RE: Treasure Island/Yerba Buena Island Development Agreement
(Board File No. 110226)

RECEIVED
BOARD OF SUPERVISORS
SAN FRANCISCO
2011 JUN 14 PM 2:28

The above-referenced legislation will be heard at the Board of Supervisors on second reading today ("Proposed Legislation").

When the Board's Land Use and Economic Development Committee held a public hearing on the Proposed Legislation on June 6, 2011, a letter was presented to the Committee from Thomas N. Lippe of Lippe Gaffney Wagner LLP on behalf of Arc Ecology, Golden Gate Audubon Society, Sierra Club-San Francisco Bay Chapter, Wild Equity Institute, Ken Masters, and Aaron Peskin. This letter raised various legal and procedural claims about the validity of the Treasure Island/Yerba Buena Island Development Agreement ("Development Agreement") and the hearing process for the Proposed Legislation.

On June 14, 2011, Mary G. Murphy of Gibson, Dunn & Crutcher LLP submitted a letter to the Board of Supervisors rebutting the legal and procedural claims that Mr. Lippe raised.

The City Attorney's Office has reviewed both of these letters. We agree with the analysis set forth in Ms. Murphy's letter that the City properly followed all applicable local and State laws in regard to the Proposed Legislation and the Development Agreement.

Also, for purposes of the record, I am attaching a list of the mailed and published notice that the Clerk of the Land Use and Economic Development Committee provided for various ordinances related to the Treasure Island/Yerba Buena Island project.

If you have any questions, please do not hesitate to contact me.

Attachment

6

Treasure Island Special Handling

File No. 110226: Development Agreement

- 14-Day Fee Ad was published in The Chronicle on April 17th and 24th.
- 10-Day Development Agreement notice was mailed to property owners and interested parties on May 26th, and published in The Chronicle on May 27th.

File No. 110227: Zoning Map Amendment

- 10-Day Zoning Map Notice was mailed to property owners and interested parties on April 22nd.

File No. 110228: General Plan Amendment

- 10-Day General Plan Notice was published in The Chronicle and mailed to property owners and interested parties on April 22nd.

File No. 110229: Planning Code Amendment

- 14-Day Fee Ad was published in The Chronicle on April 17th and 24th.

OFFICE OF THE MAYOR
SAN FRANCISCO



orig: Cpage c: B05-11
c: COB, 3 Deputies
City Attny

EDWIN M. LEE
MAYOR

June 15, 2011

Ms. Angela Calvillo
San Francisco Board of Supervisors
1 Dr. Carlton B. Goodlett Place, Room 244
San Francisco, CA 94102

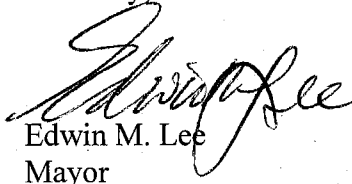
RECEIVED
BOARD OF SUPERVISORS
SAN FRANCISCO
2011 JUN 15 AM 9:59
BY: RB

Dear Ms. Calvillo,

Pursuant to Charter Section 3.100, I hereby designate Supervisor Scott Wiener as Acting-Mayor from the time I leave the State of California on Thursday, June 16, 2011 at 10:47 a.m., until I return on Sunday, June 19 at 10:35 p.m.

In the event I am delayed, I designate Supervisor Wiener to continue to be the Acting-Mayor until my return to California.

Sincerely,


Edwin M. Lee
Mayor

cc: Mr. Dennis Herrera, City Attorney



BOS-11 / Done
B+F Clerk COB
Cpage

Capital Planning Committee

Amy L. Brown, Acting City Administrator, Chair

MEMORANDUM

June 15, 2011

To: Supervisor David Chiu, Board President

From: Amy L. Brown, Acting City Administrator and Capital Planning Committee Chair
Amy L. Brown

Copy: Members of the Board of Supervisors
Angela Calvillo, Clerk of the Board
Capital Planning Committee

RECEIVED
BOARD OF SUPERVISORS
SAN FRANCISCO
2011 JUN 15 AM 10:41

Regarding: Recommendations of the Capital Planning Committee on the War Memorial Veterans Building Seismic Upgrade and Improvements Project


In accordance with Section 3.21 of the Administrative Code, on June 13, 2011, the Capital Planning Committee (CPC) finalized its recommendations on the following items. The CPC's recommendations are set forth below as well as a record of the members present.

1. Board File Number TBD: Ordinance authorizing the issuance of Certificates of Participation for the War Memorial Veterans Building Seismic Upgrade and Improvements Project.

Recommendation: Recommend approval of the ordinance authorizing the execution and delivery of \$170,000,000 in Certificates of Participation to finance the seismic upgrade of and certain improvements to the War Memorial Veterans Building.

Comments: The CPC recommends approval of this item by a vote of 10-0.

Committee members or representatives in favor include Amy Brown, City Administrator; Elaine Forbes, Port of San Francisco; Darton Ito, San Francisco Municipal Transportation Agency; Dawn Kamalanathan, Recreation and Parks Department; Cindy Nichol, San Francisco International Airport; Ed Reiskin, Department of Public Works; Todd Rydstrom, San Francisco Public Utilities Commission; Nadia Sesay, Office of the Controller; Judson True, Board President's Office; and Rick Wilson, Mayor's Budget Office.



To: BOS Constituent Mail Distribution,
Cc:
Bcc:
Subject: Controller's Office Report: May Monthly Overtime Report, June 14, 2011

From: Controller CON/CON/SFGOV
To: Angela Calvillo/BOS/SFGOV@SFGOV, BOS-Supervisors/BOS/SFGOV, BOS-Legislative Aides/BOS/SFGOV, Steve Kawa/MAYOR/SFGOV@SFGOV, Greg Wagner/MAYOR/SFGOV@SFGOV, CON-Budget and Analysis/CON/SFGOV, Ben Rosenfield/CON/SFGOV@SFGOV, Monique Zmuda/CON/SFGOV@SFGOV, Maura Lane/CON/SFGOV@SFGOV, Harvey Rose/BudgetAnalyst/SFGOV@SFGOV, Victor Young/BOS/SFGOV@SFGOV, Sonali.Bose@sfmta.com, Deborah Landis/SFPD/SFGOV@SFGOV, Monica Fields/SFFD/SFGOV@SFGOV, Mark Corso/SFFD/SFGOV@SFGOV, Gregg Sass/DPH/SFGOV@SFGOV, Jenny Louie/DPH/SFGOV@SFGOV, Jan Dempsey/SFSD/SFGOV@SFGOV, Maureen Gannon/SFSD/SFGOV@SFGOV, Andrea Ausberry/BOS/SFGOV@SFGOV
Date: 06/16/2011 11:12 AM
Subject: Controller's Office Report: May Monthly Overtime Report, June 14, 2011
Sent by: Debbie Toy

The five City departments using the most overtime for May 2011 were: (1) Municipal Transportation Agency; (2) Fire; (3) Public Health; (4) Police; and (5) Sheriff. Collectively, these five departments averaged 7.3% overtime versus regular hours and accounted for 87.9% of the total Citywide overtime for the month of May.



OTmay2011_20110616112636_000.PDF




CITY AND COUNTY OF SAN FRANCISCO
OFFICE OF THE CONTROLLER

Ben Rosenfield
Controller

Monique Zmuda
Deputy Controller

TO: Members, Board of Supervisors
Mayor Edwin Lee

FROM: Ben Rosenfield, Controller 

DATE: June 14, 2011

SUBJECT: May Monthly Overtime Report (Administrative Code Section 18.13-1)

Administrative Code Section 18.13-1, enacted through Ordinance No. 197-08, requires the Controller to submit a monthly overtime report to the Board of Supervisors and the Mayor's Budget Director listing the five City departments using the most overtime in the preceding month.

The five City departments using the most overtime for May 2011 were: (1) Municipal Transportation Agency; (2) Fire; (3) Public Health; (4) Police; and (5) Sheriff. Collectively, these five departments averaged 7.3% overtime versus regular hours and accounted for 87.9% of the total Citywide overtime for the month of May. This data includes pay periods ending May 13, 2011 and May 27, 2011.

Fiscal Year 2010-11 To-Date

The five City departments using the most overtime cumulatively for the fiscal year are: (1) Municipal Transportation Agency; (2) Fire; (3) Public Health; (4) Police; and (5) Sheriff. Collectively, these five departments averaged 6.7% overtime versus regular hours and accounted for 86.4% of the total Citywide overtime for the eleven month period of July 2010 through May 2011.

Please contact me at (415) 554-7500 if you have any questions regarding this overtime information.

cc: Greg Wagner, Mayor's Budget Director
Harvey Rose, Budget Analyst
Victor Young, Clérk, Board of Supervisors' Budget and Finance Committee
Sonali Bose, Finance Director, Municipal Transportation Agency
Deborah Landis, Senior Analyst, Police Department
Monica Fields, Deputy Chief of Administration, Fire Department
Mark Corso, Budget Manager, Fire Department
Gregg Sass, Finance Director, Department of Public Health
Jenny Louie, Budget Manager, Department of Public Health
Jan Dempsey, Undersheriff
Maureen Gannon, Budget Manager, Sheriff
Andrea Ausberry, Clerk of Government Audit & Oversight Committee

City and County of San Francisco
Controller's Office
Appendix 1: Monthly Overtime Report

July 2010 (includes 1.7 pay periods)					
Department	Regular Hours	Overtime Hours	Percentage Overtime vs. Regular Hours	Percent of Total Citywide Overtime	Overtime Pay
MTA	577,137	66,476	11.5%	48.2%	3,215,854
Fire	234,705	27,545	11.7%	20.0%	1,929,187
Police	348,724	9,261	2.7%	10.2%	841,184
Public Health	733,481	14,116	1.9%	6.7%	646,361
Sheriff	139,151	5,577	4.0%	4.0%	357,849
Total	2,033,197	122,974	6.4%	89.2%	\$6,990,435

July 2010, Average per Pay Period			
Department	Regular Hours	Overtime Hours	Overtime Pay
MTA	339,492	39,103	1,891,679
Fire	138,062	16,203	1,134,816
Police	205,132	5,447	494,814
Public Health	431,459	8,304	380,212
Sheriff	81,853	3,281	210,499
Total	1,195,998	72,338	\$4,112,021

August 2010 (includes 2 pay periods)					
Department	Regular Hours	Overtime Hours	Percentage Overtime vs. Regular Hours	Percent of Total Citywide Overtime	Overtime Pay
MTA	679,338	89,228	13.1%	49.3%	4,348,678
Fire	270,775	36,163	13.4%	20.0%	2,506,238
Police	420,619	9,395	2.2%	5.2%	1,500,882
Public Health	884,634	19,990	2.3%	11.0%	909,720
Public Utilities Commission	322,908	5,947	1.8%	3.3%	368,206
Total	2,578,275	160,722	6.6%	88.7%	\$9,633,724

August 2010, Average per Pay Period			
Department	Regular Hours	Overtime Hours	Overtime Pay
MTA	339,669	44,614	2,174,339
Fire	135,388	18,081	1,253,119
Police	210,310	4,698	750,441
Public Health	442,317	9,995	454,860
Public Utilities Commission	161,454	2,974	184,103
Total	1,289,137	80,361	\$4,816,862

September 2010 (2 pay periods)					
Department	Regular Hours	Overtime Hours	Percentage Overtime vs. Regular Hours	Percent of Total Citywide Overtime	Overtime Pay
MTA	692,479	85,130	12.3%	50.6%	4,497,575
Fire	272,638	32,734	12.0%	19.5%	2,249,815
Police	421,126	9,804	2.3%	10.0%	1,078,114
Public Health	876,400	16,895	1.9%	5.8%	719,455
Sheriff	165,833	5,580	3.4%	3.3%	229,410
Total	2,428,476	150,143	6.4%	89.3%	\$8,774,369

September 2010, Average per Pay Period			
Department	Regular Hours	Overtime Hours	Overtime Pay
MTA	346,240	42,565	2,248,788
Fire	136,319	16,367	1,124,908
Police	210,563	4,902	539,057
Public Health	438,200	8,447	359,728
Sheriff	82,916	2,790	114,705
Total	1,214,238	75,071	\$4,387,185

City and County of San Francisco
Controller's Office
Appendix 1: Monthly Overtime Report

October 2010 (2 pay periods)					
Department	Regular Hours	Overtime Hours	Percentage Overtime vs. Regular Hours	Percent of Total Citywide Overtime	Overtime Pay
MTA	682,788	84,392	12.4%	47.6%	4,189,566
Fire	273,003	33,126	12.1%	18.7%	2,243,505
Police	420,324	10,496	2.5%	9.4%	878,720
Public Health	879,897	16,649	1.9%	5.9%	706,317
Sheriff	165,283	7,210	4.4%	4.1%	413,936
Total	2,421,295	151,873	6.6%	85.7%	\$8,432,044

October 2010, Average per Pay Period			
Department	Regular Hours	Overtime Hours	Overtime Pay
MTA	341,394	42,196	2,094,783
Fire	136,502	16,563	1,121,753
Police	210,162	5,248	439,360
Public Health	439,949	8,325	353,159
Sheriff	82,641	3,605	206,968
Total	1,210,647	75,937	\$4,216,022

November 2010 (2 pay periods)					
Department	Regular Hours	Overtime Hours	Percentage Overtime vs. Regular Hours	Percent of Total Citywide Overtime	Overtime Pay
MTA	688,415	81,817	11.9%	42.0%	4,057,662
Fire	273,030	31,986	11.7%	16.4%	2,159,515
Police	419,713	16,853	4.0%	8.7%	1,436,788
Public Health	882,476	17,463	2.0%	9.0%	762,508
Elections	23,701	11,611	49.0%	6.0%	324,325
Total	2,287,336	159,729	15.7%	82.1%	\$8,740,798

November 2010, Average per Pay Period			
Department	Regular Hours	Overtime Hours	Overtime Pay
MTA	344,208	40,908	2,028,831
Fire	136,515	15,993	1,079,758
Police	209,857	8,426	718,394
Public Health	441,238	8,731	381,254
Elections	#REF!	#REF!	162,163
Total	#REF!	#REF!	\$4,370,399

December 2010 (3 pay periods)					
Department	Regular Hours	Overtime Hours	Percentage Overtime vs. Regular Hours	Percent of Total Citywide Overtime	Overtime Pay
MTA	1,034,729	117,232	11.3%	43.8%	5,845,906
Fire	409,001	48,744	11.9%	18.2%	3,337,398
Police	630,622	14,386	2.3%	5.4%	1,028,518
Public Health	1,325,913	33,774	2.5%	12.6%	1,380,717
Sheriff	246,768	14,124	5.7%	5.3%	814,192
Total	3,647,033	228,259	6.8%	85.3%	\$12,406,731

December 2010, Average per Pay Period			
Department	Regular Hours	Overtime Hours	Overtime Pay
MTA	344,910	39,077	1,948,635
Fire	136,334	16,248	1,112,466
Police	210,207	4,795	342,839
Public Health	441,971	11,258	460,239
Sheriff	82,256	4,708	271,397
Total	1,215,678	76,086	\$4,135,577

City and County of San Francisco
Controller's Office
Appendix 1: Monthly Overtime Report

January 2011 (2 pay periods)					
Department	Regular Hours	Overtime Hours	Percentage Overtime vs. Regular Hours	Percent of Total Citywide Overtime	Overtime Pay
MTA	710,928	76,115	10.7%	45.2%	3,811,193
Fire	272,161	29,680	10.9%	17.6%	1,981,846
Police	420,691	11,156	2.7%	6.6%	1,143,455
Public Health	871,870	16,551	1.9%	9.8%	672,925
Sheriff	164,044	9,014	5.5%	5.4%	520,188
Total	2,439,694	142,516	6.3%	84.7%	\$8,129,607

January 2010, Average per Pay Period			
Department	Regular Hours	Overtime Hours	Overtime Pay
MTA	355,464	38,058	1,905,597
Fire	136,080	14,840	990,923
Police	210,346	5,578	571,728
Public Health	435,935	8,275	336,463
Sheriff	82,022	4,507	260,094
Total	1,219,847	71,258	\$4,064,804

February 2011 (2 pay periods)					
Department	Regular Hours	Overtime Hours	Percentage Overtime vs. Regular Hours	Percent of Total Citywide Overtime	Overtime Pay
MTA	690,443	79,889	11.6%	46.7%	4,061,923
Fire	274,547	30,714	11.2%	18.0%	2,041,898
Police	418,646	9,948	2.4%	5.8%	968,937
Public Health	893,917	19,296	2.2%	11.3%	785,041
Sheriff	163,640	7,864	4.8%	4.6%	444,519
Total	2,441,193	147,711	6.4%	86.4%	\$8,302,318

February 2011, Average per Pay Period			
Department	Regular Hours	Overtime Hours	Overtime Pay
MTA	345,222	39,945	2,030,962
Fire	137,273	15,357	1,020,949
Police	209,323	4,974	484,469
Public Health	446,958	9,648	392,521
Sheriff	81,820	3,932	222,260
Total	1,220,597	73,855	\$4,151,159

March 2011 (2 pay periods)					
Department	Regular Hours	Overtime Hours	Percentage Overtime vs. Regular Hours	Percent of Total Citywide Overtime	Overtime Pay
MTA	686,851	82,954	12.1%	47.4%	4,174,370
Fire	273,280	33,702	12.3%	19.3%	2,265,644
Police	418,778	10,802	2.6%	6.2%	988,433
Public Health	894,053	18,880	2.1%	10.8%	773,138
Sheriff	160,593	6,963	4.3%	4.0%	392,792
Total	2,433,555	153,300	6.7%	87.7%	\$8,594,377

March 2011, Average per Pay Period			
Department	Regular Hours	Overtime Hours	Overtime Pay
MTA	343,426	41,477	2,087,185
Fire	136,640	16,851	1,132,822
Police	209,389	5,401	494,217
Public Health	447,026	9,440	386,569
Sheriff	80,297	3,481	196,396
Total	1,216,777	76,650	\$4,297,189

City and County of San Francisco
 Controller's Office
Appendix 1: Monthly Overtime Report

April 2011 (3 pay periods)					
Department	Regular Hours	Overtime Hours	Percentage Overtime vs. Regular Hours	Percent of Total Citywide Overtime	Overtime Pay
MTA	1,016,916	125,602	12.4%	45.3%	4,178,694
Fire	408,651	55,522	13.6%	20.4%	2,579,735
Public Health	1,337,287	32,118	2.4%	11.4%	821,461
Police	630,962	14,331	2.3%	5.1%	678,064
Public Utilities Commission	480,442	10,544	2.2%	4.3%	497,625
Total	3,874,258	238,118	6.6%	86.4%	\$8,755,579

April 2011, Average per Pay Period			
Department	Regular Hours	Overtime Hours	Overtime Pay
MTA	338,972	41,867	1,392,898
Fire	136,217	18,507	859,912
Public Health	445,762	10,706	273,820
Police	210,321	4,777	226,021
Public Utilities Commission	160,147	3,515	165,875
Total	1,291,419	79,373	\$2,918,526

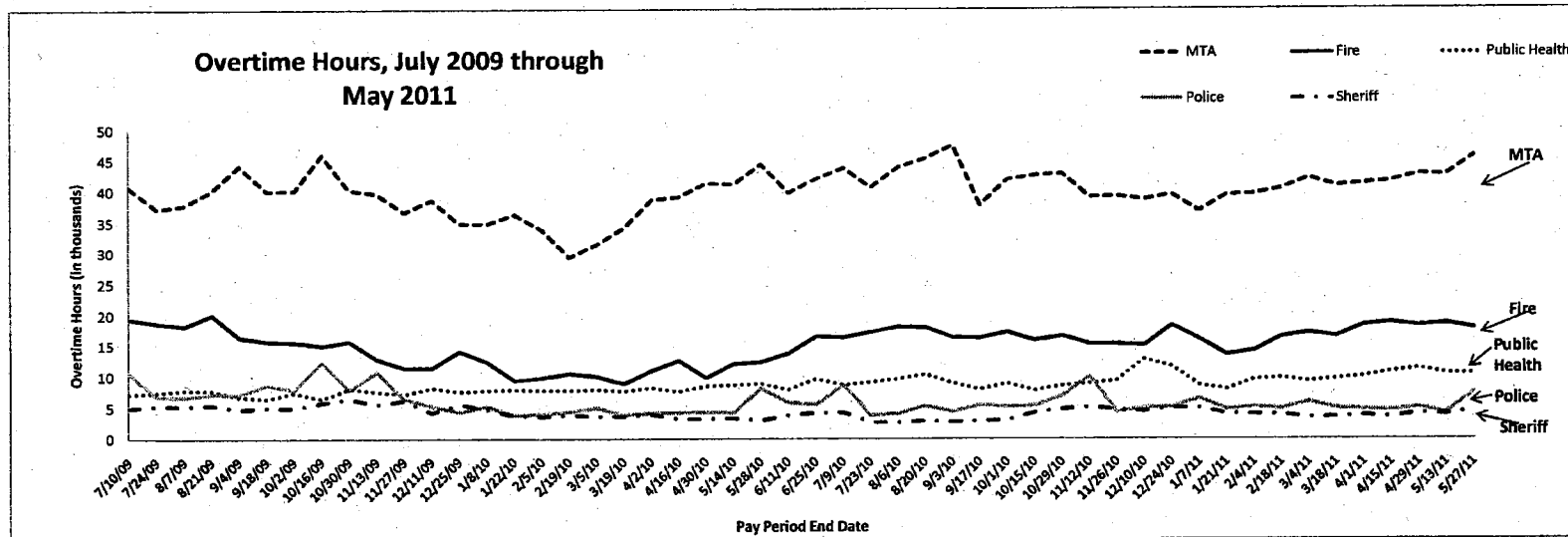
May 2011 (2 pay periods)					
Department	Regular Hours	Overtime Hours	Percentage Overtime vs. Regular Hours	Percent of Total Citywide Overtime	Overtime Pay
MTA	681,166	88,321	13.0%	46.8%	4,270,447
Fire	276,058	36,556	13.2%	19.4%	2,505,011
Police	888,448	20,946	2.4%	11.1%	910,532
Public Health	420,893	11,617	2.8%	6.2%	757,740
Sheriff	160,756	8,448	5.3%	4.5%	383,882
Total	2,427,321	165,887	7.3%	87.9%	\$8,827,612


May 2011, Average per Pay Period			
Department	Regular Hours	Overtime Hours	Overtime Pay
MTA	340,583	44,160	2,135,224
Fire	92,019	18,278	1,252,506
Police	296,149	10,473	455,266
Public Health	140,298	5,808	378,870
Sheriff	53,585	4,224	191,941
Total	922,635	82,944	\$4,413,806

Fiscal Year 2010-11 Total To-Date					
Department	Cumulative Regular Hours	Cumulative Overtime Hours	Cumulative Percentage Overtime vs. Regular Hours	Cumulative Percent of Total Citywide Overtime	Cumulative Overtime Pay
MTA	8,154,319	976,858	12.0%	46.4%	46,699,890
Fire	3,238,332	396,552	12.2%	18.8%	25,799,792
Police	4,983,089	127,959	2.6%	10.8%	11,200,676
Public Health	10,435,896	226,477	2.2%	6.1%	9,088,175
Sheriff	1,939,769	91,463	4.7%	4.3%	4,878,134
Total	28,751,405	1,819,309	6.7%	86.4%	\$97,666,667

Fiscal Year To-Date, Average per Pay Period			
Department	Regular Hours	Overtime Hours	Overtime Pay
MTA	344,064	41,218	1,970,459
Fire	136,638	16,732	1,088,599
Police	210,257	5,399	472,602
Public Health	440,333	9,556	383,467
Sheriff	81,847	3,859	205,828
Total	1,213,139	76,764	\$4,120,956

City and County of San Francisco
 Controller's Office
 Appendix 2: Monthly Overtime Report





To: BOS Constituent Mail Distribution,
Cc:
Bcc:
Subject: Controller's Office Report: Economic Barometer April 2011

From: Controller CON/CON/SFGOV
To: BOS-Supervisors/BOS/SFGOV, BOS-Legislative Aides/BOS/SFGOV, Steve Kawa, Greg Wagner/MAYOR/SFGOV@SFGOV, Christine Falvey/MAYOR/SFGOV@SFGOV, Jason Elliott/MAYOR/SFGOV@SFGOV, Severin Campbell/BudgetAnalyst/SFGOV@SFGOV, Debra Newman/BudgetAnalyst/SFGOV@SFGOV, Harvey Rose/BudgetAnalyst/SFGOV@SFGOV, gmetcalf@spur.org, jlazarus@sfchamber.com, rblack@sfchamber.com, dconaghan@sfchamber.com, Jennifer Entine Matz/MAYOR/SFGOV@SFGOV, joe@sanfrancisco.travel, Ben Rosenfield/CON/SFGOV@SFGOV, Monique Zmuda/CON/SFGOV@SFGOV, CON-Finance Officers/CON/SFGOV
Cc: Ted Egan/CON/SFGOV@SFGOV
Date: 06/17/2011 08:47 AM
Subject: Controller's Office Report: Economic Barometer April 2011
Sent by: Debbie Toy

Attached please find a link to the Controller's Economic Barometer for April 2011. The document will be released to the public tomorrow afternoon.

<http://co.sfgov.org/webreports/details.aspx?id=1289>

City and County of San Francisco

Office of the Controller – Office of Economic Analysis

ECONOMIC BAROMETER

April 2011



June 15, 2011

CONTROLLER'S OFFICE
Office of Economic Analysis (OEA)

The Office of Economic Analysis identifies and reports on all legislation introduced at the Board of Supervisors that might have a material economic impact on the City. It analyzes the likely impacts of legislation on business attraction and retention, job creation, tax and fee revenues to the City, and other matters relating to the overall economic health of the City and reports its findings to the Board of Supervisors.

About the Economic Barometer:

The purpose of the Economic Barometer is to provide the public, elected officials, and City staff with a current snapshot of San Francisco economic indicators. The Economic Barometer reviews major sectors of the City's economy, including tourism, real estate, retail sales, as well general economy-wide employment indicators.

This is a recurring bi-monthly report. The June 2011 report is scheduled to be issued in August 2011.

Program Team:

For more information, contact the Office of the Controller, Office of Economic Analysis:
Ted Egan, Chief Economist, (415) 554-5268
Kurt Fuchs, Senior Economist, (415)554-5369

Prior editions can be downloaded from the OEA's website: www.sfgov.org/controller/oea

If you would like to receive this report every month, please e-mail your request to Debbie Toy in the Controller's Office: debbie.toy@sfgov.org

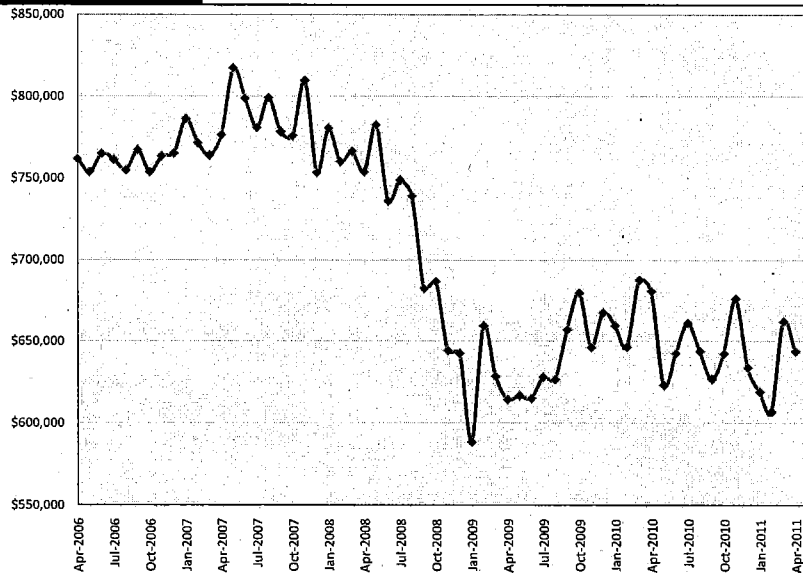
Economic Barometer – April 2011

- San Francisco's unemployment rate in April fell to 8.5%, a fairly large drop of 0.3% since March on a seasonally-adjusted basis. April marked the first month that unemployment in San Francisco was below 9.0% since May, 2009.
- Despite the decline in unemployment in the city, job creation in the 3-county metropolitan division has essentially stalled, with 0% job growth since April of 2010. This suggests that unemployment may be declining because of discouraged workers leaving the labor force, or because job seekers are finding work in other areas. Statewide, nonfarm employment increased by 1.0% from April 2010 to April 2011.
- San Francisco housing continues on the slight downward that begun late in 2010. This double-dip in housing has largely erased the slight recovery in housing prices that the city saw in late 2009 and early 2010.
- Market rents in housing continue to show growth, however, with one-bedroom asking rents on Craigslist averaging 15% higher than they were in April 2010.
- San Francisco's tourism sector continued its steady recovery in April, although hotel rates and occupancy were off the pace set in February on a seasonally-adjusted basis. Airport traffic continues to be strong, as it has throughout the recession.
- Related indicators of economic activity in Union Square, San Francisco's largest retail area, are also finally trending up. BART ridership to Powell Street station on Saturday is now nearly 5% higher than last year, and City parking garage tickets are up as well.

San Francisco housing is following the same double-dip pattern seen elsewhere in the country. Median home sales prices fell nearly 25% during from late 2007 to early 2009, before making a modest recovery through the first quarter of 2010. Since then, prices have been on a slowly declining trend.

Exhibit 1

**Median Home Sales Price in San Francisco:
April 2006-April 2011**



Source: MDA DataQuick Information Systems.

City and County of San Francisco
Office of the Controller
Economic Barometer - April 2011



Economic Sector/ Indicator	Most Recent Month/ Quarter	Value	Adjusted Recent Change ^a	Year-to-Year Change ^b	Five-Year Position ^c	Trend ^d
Economy-Wide						
San Francisco Unemployment Rate ^{1,e}	April-11	8.5%	-0.3%	-0.8%	Weak	Positive
Number of Unemployed in San Francisco ¹	April-11	38,400	-1,210	-4,300	Weak	Positive
Consumer Price Index, San Francisco MSA ²	April-11	234.1	1.5%	2.8%	Strong	Positive
County Adult Assistance Program Caseload ³	April-11	7,545	0.4%	1.8%	Weak	Neutral
Total Employment, San Francisco MD ¹	April-11	937,200	0.0%	0.0%	Weak	Neutral
Temporary Employment, San Francisco MD ^{1,f}	April-11	17,400	0.8%	19.2%	Strong	Positive
Real Estate						
Median Home Sales Price ⁴	April-11	\$655,000	-2.8%	-5.4%	Weak	Negative
Average 1BR Asking Rent ⁵	April-11	\$2,133	1.7%	15.4%	Strong	Positive
Tourism						
Domestic Air Passengers ⁶	April-11	2,480,645	1.5%	1.1%	Strong	Positive
International Air Passengers ⁶	April-11	711,220	4.2%	5.7%	Neutral	Positive
Hotel Average Daily Rate ⁷	April-11	\$172.85	-3.8%	14.1%	Neutral	Neutral
Hotel Occupancy Rate ⁷	April-11	77.9%	-5.7%	0.9%	Neutral	Neutral
Retail						
Average Daily Parking Garage Customers ⁸	April-11	10,272	3.8%	0.3%	Weak	Positive
Powell St. BART Average Saturday Exits ⁹	April-11	23,793	2.9%	4.6%	Neutral	Positive


Notes:

- [a] - Adjusted recent change is a seasonally-adjusted percentage change to the most recent month or quarter from the prior one.
- [b] - Year-to-Year change is the percentage change from a given month or quarter to the same one last year.
- [c] - Five-year position is a relative measure of how strong or weak the indicator is compared to the average over the last five years.
- [d] - Trend is a relative measure of the indicator's recent performance.
- [e] - Rate change is shown as a percentage point difference, not a percentage change.
- [f] - Temporary employment refers to employment in the "Employment Services" industry.

Sources:

- [1] - California Employment Development Department, March 2010 Benchmark. MD refers to the San Francisco Metropolitan Division: San Francisco, Marin, & San Mateo counties.
- [2] - US Department of Labor, Bureau of Labor Statistics. CPI-U (all urban consumers) is reported for the San Francisco-Oakland-San Jose MSA.
- [3] - San Francisco Human Services Agency (HSA)
- [4] - MDA DataQuick Information Systems
- [5] - Craigslist
- [6] - San Francisco International Airport
- [7] - Colliers PKF Consulting
- [8] - San Francisco Municipal Transportation Agency (MTA). Parking garages include Union Square, Fifth-Mission, Sutter-Stockton, and Ellis-O'Farrell.
- [9] - Bay Area Rapid Transit (BART)

OFFICE OF THE
ASSESSOR-RECORDER



BOS-11, cpage
OFFICE OF THE
TREASURER & TAX COLLECTOR

June 17, 2011

Angela Calvillo
Clerk of the Board of Supervisors
1 Dr. Carlton B. Goodlett Place
City Hall, Room 244
San Francisco, CA 94102

RECEIVED
BOARD OF SUPERVISORS
SAN FRANCISCO
2011 JUN 17 AM 10:42

Subject: 2010 Assessor-Recorder and Tax Collector Joint Report on Biotechnology Exclusion

Dear Ms. Calvillo,

The Assessor-Recorder and the Tax Collector, pursuant to Section 906.1(g) of the San Francisco Business and Tax Regulations Code, herewith submit the joint annual report of increases in property taxes resulting from biotechnology businesses location, relocation or expansion to or within the City and County of San Francisco.

This report summarizes the number of biotechnology businesses receiving the payroll expense tax exclusion, the amounts of payroll expense tax excluded, and the property taxes paid by these businesses for 2010 and prior tax years.

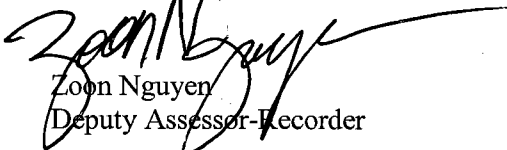
The Office of the Assessor-Recorder has no record of secured property ownership for any of the businesses which have received the biotechnology exclusion since 2004. Under Proposition 13 tenancy changes are not reassessable events. There is currently no secured property tax increase that resulted from the reassessment of a building that included tenants claiming the biotechnology payroll expense tax exclusion.


Schedule A of this report summarizes the business personal property that was subject to taxation under Section 201 of California's Revenue and Taxation Code for the businesses that received the biotechnology payroll expense tax exclusion in 2010. The businesses that received the biotechnology payroll expense tax exclusion in 2010 have a total of \$1,127,768 in business personal property taxes.

Schedule B of this report summarizes the business personal property that was subject to taxation for tax years 2006 through 2009 for all businesses receiving the biotechnology payroll expense tax exclusion. The businesses that received the biotechnology payroll expense tax exclusion for tax years 2006 through 2009 paid a total of \$1,568,889 in business personal property taxes.

If you have any questions regarding this report, please contact Zoon Nguyen with the Office of the Assessor-Recorder at (415) 554-5575 or George Putris of the Office of the Treasurer & Tax Collector at (415) 554-7335.

Very truly yours,


Zoon Nguyen
Deputy Assessor-Recorder


George W. Putris
Tax Administrator

cc: Phil Ting
Jose Cisneros
San Francisco Public Library

Attachments

**Assessor-Recorder and Tax Collector
Joint Report on Biotechnology Exclusion
For Calendar Year 2010**


Schedule A

Year	Number of Businesses Receiving Biotechnology Payroll Expense Tax Exclusion	Payroll Expense Tax Excluded	Total Business Personal Property Reported	Resulting Personal Property Taxes
2010	22	\$1,132,047	\$97,305,225	\$1,127,768

**Assessor-Recorder and Tax Collector
 Joint Report on Biotechnology Exclusion
 For Calendar Years 2006 Thru 2009**

Schedule B

Year	Number of Businesses Receiving Biotechnology Payroll Expense Tax Exclusion	Payroll Expense Tax Excluded	Total Business Personal Property Reported	Resulting Personal Property Taxes Paid
2006	6	\$251,954	\$4,424,515	\$63,007
2007	7	\$319,123	\$7,566,077	\$90,894
2008	9	\$370,261	\$9,823,127	\$112,082
2009	11	\$896,856	\$112,029,761	\$1,302,906
Total		\$1,838,194	\$133,843,480	\$1,568,889



To:
Cc:
Bcc:
Subject: Fw: Controller's Office Government Barometer - April 2011

From: Controller Reports/CON/SFGOV
To: Angela Calvillo/BOS/SFGOV@SFGOV, BOS-Supervisors/BOS/SFGOV, BOS-Legislative Aides/BOS/SFGOV, Steve Kawa/MAYOR/SFGOV@SFGOV, Greg Wagner/MAYOR/SFGOV@SFGOV, Christine Falvey/MAYOR/SFGOV@SFGOV, Starr Terrell/MAYOR/SFGOV@SFGOV, Francis Tsang/MAYOR/SFGOV@SFGOV, Jennifer Entine Matz/MAYOR/SFGOV@SFGOV, Jason Elliott/MAYOR/SFGOV@SFGOV, ggiubbini@sftc.org, Severin Campbell/BudgetAnalyst/SFGOV@SFGOV, Debra Newman/BudgetAnalyst/SFGOV@SFGOV, sfdocs@sfpl.info, gmetcalf@spur.org, Tara Collins/CTYATT@CTYATT, Performance Con/CON/SFGOV@SFGOV, CON-PERF DEPT CONTACTS/CON/SFGOV, Bruce.Robertson@flysfso.com, CON-Media Contact/CON/SFGOV, CON-EVERYONE/CON/SFGOV, Department Heads/MAYOR/SFGOV, CON-Finance Officers/CON/SFGOV, home@prosf.org
Date: 06/13/2011 11:23 AM
Subject: Controller's Office Government Barometer - April 2011
Sent by: Kristen McGuire

The Office of the Controller has issued the Government Barometer April 2011 to share key performance and activity information with the public in order to increase transparency, create dialog, and build the public's confidence regarding the City's management of public business. The report lists measures in major service areas, such as public safety, health and human services, streets and public works, public transit, recreation, environment, and customer service. Recent data and trend information are included. This is a recurring report - the June 2011 report is scheduled to be issued in late July 2011.

To view the full report, please visit our website at:
<http://sfcontroller.org/Modules/ShowDocument.aspx?documentid=2112>

You can also access the report on the Controller's website (<http://www.sfcontroller.org/>) under the News & Events section and on the Citywide Performance Measurement Program website (www.sfgov.org/controller/performance) under the Performance Reports section.

For more information please contact:

Office of the Controller
City Services Auditor Division
Phone: 415-554-7463
Email: CSA.ProjectManager@sfgov.org

This is a send-only email address.

City and County of San Francisco

Office of the Controller – City Services Auditor

GOVERNMENT BAROMETER

April 2011



June 13, 2011

**CONTROLLER'S OFFICE
CITY SERVICES AUDITOR**

The City Services Auditor was created within the Controller's Office through an amendment to the City Charter that was approved by voters in November 2003. Under Appendix F to the City Charter, the City Services Auditor has broad authority for:

- Reporting on the level and effectiveness of San Francisco's public services and benchmarking the city to other public agencies and jurisdictions.
- Conducting financial and performance audits of city departments, contractors, and functions to assess efficiency and effectiveness of processes and services.
- Operating a whistleblower hotline and website and investigating reports of waste, fraud, and abuse of city resources.
- Ensuring the financial integrity and improving the overall performance and efficiency of city government.

About the Government Barometer:

The purpose of the Government Barometer is to share key performance and activity information with the public in order to increase transparency, create dialog, and build the public's confidence regarding the City's management of public business. The report lists measures in major service areas, such as public safety, health and human services, streets and public works, public transit, recreation, environment, and customer service. This is a recurring report. The June 2011 report is scheduled to be issued in late July 2011.

For more information, please contact the Office of the Controller, City Services Auditor Division.

Phone: 415-554-7463

Email: CSA.ProjectManager@sfgov.org

Internet: www.sfgov.org/controller/performance

Program Team:

Peg Stevenson, Director
Andrew Murray, Deputy Director
Sherman Luk, Performance Analyst
Dennis McCormick, Performance Analyst
Richard Kurylo, Operations Analyst
Department Performance Measurement Staff

Government Barometer – April 2011

The Office of the Controller has issued the Government Barometer April 2011. Significant changes reported in April 2011 include the following.

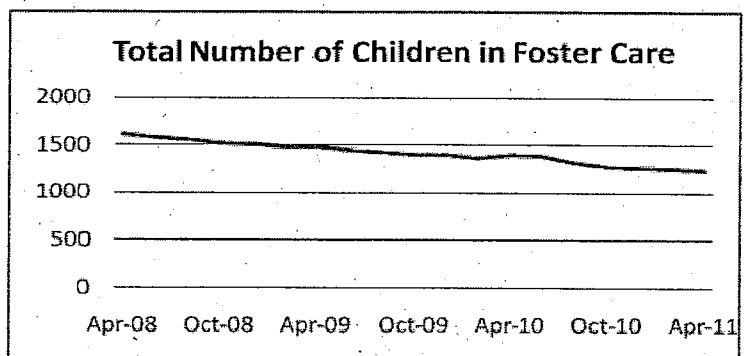
Summary

- Current active Non-Assistance Food Stamps (NAFS) caseload increased by 20.8% from the prior year. This is due in part to continued outreach to eligible participants and the introduction of a 24/7 online application process. The NAFS program is supported at 85% to 100% with state or federal funding and is not available to participants who receive other forms of public assistance.
- Average daily number of MUNI customer complaints regarding safety, negligence, discourtesy, and service delivery decreased by 42.6% from 2010 levels, which were significantly higher than trend likely due to complaints about the service reductions that occurred in early 2010.
- The 59.3% decrease in the percentage of pothole requests repaired within 72 hours is attributable to several factors including shifting resources from patch paving to street paving work that can only be done in the dry season; fast tracking repair of some high priority potholes; and closing open work orders that were backlogged several weeks or more, which reduces percentage closed within the time standard.
- Percentage of life hazard or lack of heat complaints responded to within one business day decreased by 18.8% due in part to Housing Inspection Services staff shortages resulting from vacancies created by inspector retirements, vacancies which the Department has not been able to fill.
- Percentage of all applications for variance from the Planning Code decided within 120 days increased by 31.6% from the prior period. This number improved and reached normal levels (40-50%) as the result of the appointment of a permanent Zoning Administrator (November 2010), which has allowed for greater efficiencies in the review and finalization of variance decisions.
- Value (estimated cost, in millions) of construction projects for which new building permits were issued increased 57.3% from February 2011 and 39.5% from the prior year. This measure is highly variable due in part to seasonal fluctuations and lumpiness of high dollar value permits.
- Drinking water reservoir storage as a percentage of normal for this month decreased by 6% from the prior period. Even so, the water supply is high as local and upcountry March precipitation exceeded forecasts.
- Total number of individuals currently registered in recreation courses and total number of park facility (picnic tables, sites, recreation facilities, fields, etc.) bookings increased by 21.6% and 110% respectively from the prior period, primarily due to increased outdoor activities in the spring.
- The total number of visitors at fine art museums increased by 64.4% from February 2011 primarily due to the reopening of the de Young special exhibition galleries that were closed for installation of a new show.
- Percentage of 311 calls answered by call takers within 60 seconds decreased by 2.8% from the prior period. This decline is attributed in part to a 14.5% increase in call volume over the same period.

Measure Highlight – Children in Foster Care

Total number of children in foster care is down 11.7% from April 2010 and 23.6% since April 2008. The foster care caseload long-term decrease in size is due to reduced entries into care and large numbers of children exiting care. The fewer entries are likely due to changes in federal mandates that amongst other things prevent the removal of children when they are safe in their homes and to the Human Services Agency's implementation of education and outreach initiatives designed to improve parenting skills and decision making.

Large numbers of children are exiting care for multiple reasons. During the crack cocaine epidemic of the 80's and 90's, a large wave of children entered and remained in long-term foster care. The tail-end of that population is now aging out of care. The Human Services Agency has also increased efforts such as family finding, school based family recruitment, enhanced visitation, and wraparound services, which are helping to increase exits to permanency via reunification, adoption, and guardianship.



Page intentionally left blank.

City and County of San Francisco
 Controller's Office
 Government Barometer (April 2011)



Activity or Performance Measure	Prior Year	Prior Period	Current Period	Period-to-Period		Year-to-Year	
	Apr-2010	Feb-2011	Apr-2011	% Change	Trend	% Change	Trend
Public Safety							
Total number of serious violent crimes reported (homicide, forcible rape, robbery, and aggravated assault, per 100,000 population)	52.0	44.1	45.9	4.1%	Negative	-11.7%	Positive
Total number of serious property crimes reported (burglary, larceny-theft, motor vehicle theft, and arson, per 100,000 population)	317.9	290.5	294.1	1.2%	Negative	-7.5%	Positive
Percentage of fire/medical emergency calls responded to within 5 minutes	88.5%	91.4%	92.1%	0.8%	Neutral	4.1%	Positive
Average daily county jail population	1,680	1,800	1,668	-7.3%	Positive	-0.7%	Neutral
Percentage of 9-1-1 calls answered within 10 seconds	91%	92%	91%	-1.1%	Negative	0.0%	Neutral
Average 9-1-1 daily call volume	1,413	1,402	1,329	-5.2%	Positive	-5.9%	Positive
Health and Human Services							
Average daily population of San Francisco General Hospital	420	422	393	-6.9%	Positive	-6.4%	Positive
Average daily population of Laguna Honda Hospital	763	750	752	0.3%	Neutral	-1.4%	Neutral
Total number of Healthy San Francisco participants	52,477	54,616	54,511	-0.2%	Neutral	3.9%	Positive
New patient wait time in days for an appointment at a DPH primary care clinic	23	38	40	5.3%	Negative	73.9%	Negative
Current active CalWORKs caseload	4,724	5,024	5,049	0.5%	Neutral	6.9%	Negative
Current active County Adult Assistance Program (CAAP) caseload	7,378	7,416	7,514	1.3%	Negative	1.8%	Neutral
Current active Non-Assistance Food Stamps (NAFS) caseload	22,130	25,624	26,742	4.4%	Negative	20.8%	Negative
Percentage of all available homeless shelter beds used	91.0%	93.0%	96.0%	3.2%	Positive	5.5%	Positive
Average nightly homeless shelter bed use	1,085	1,076	1,030	-4.3%	Positive	-5.1%	Positive
Total number of children in foster care	1,401	1,251	1,237	-1.1%	Positive	-11.7%	Positive
Streets and Public Works							
Average score of streets inspected using street maintenance litter standards (1 = acceptably clean to 3 = very dirty)	2.05	N/A	N/A	N/A	N/A	N/A	N/A
Percentage of street cleaning requests responded to within 48 hours	92.0%	90.9%	91.4%	0.6%	Neutral	-0.7%	Neutral
Percentage of graffiti requests on public property responded to within 48 hours	85.0%	65.4%	69.6%	6.4%	Positive	-18.1%	Negative
Percentage of pothole requests repaired within 72 hours	35.0%	89.9%	36.6%	-59.3%	Negative	4.6%	Positive

City and County of San Francisco
 Controller's Office
 Government Barometer (April 2011)



Activity or Performance Measure	Prior Year	Prior Period	Current Period	Period-to-Period		Year-to-Year	
	Apr-2010	Feb-2011	Apr-2011	% Change	Trend	% Change	Trend
Public Transit							
Percentage of Muni buses and trains that adhere to posted schedules	73.8%	71.1%	73.1%	2.8%	Positive	-0.9%	Neutral
Average daily number of Muni customer complaints regarding safety, negligence, discourtesy, and service delivery	65.8	45.4	37.8	-16.7%	Positive	-42.6%	Positive
Recreation, Arts, and Culture							
Average score of parks inspected using park maintenance standards	90.0%	92.0%	91.7%	-0.3%	Neutral	-1.9%	Neutral
Total number of individuals currently registered in recreation courses	8,558	7,087	8,618	21.6%	Positive	0.7%	Neutral
Total number of park facility (picnic tables, sites, recreation facilities, fields, etc.) bookings	7,029	3,575	7,545	111.0%	Positive	7.3%	Positive
Total number of visitors at public fine art museums (Asian Art Museum, Legion of Honor, and de Young)	163,600	100,527	165,245	64.4%	Positive	1.0%	Neutral
Total circulation of materials at main and branch libraries	920,821	818,392	900,293	10.0%	Positive	-2.2%	Neutral
Environment, Energy, and Utilities							
Drinking water reservoirs storage as a percentage of normal for this month	123.0%	124.2%	116.7%	-6.0%	Negative	-5.1%	Negative
Average monthly water use by City departments (in millions of gallons)	124.6	123.6	123.6	0.0%	Neutral	-0.8%	Neutral
Average daily residential per capita water usage (in gallons)	51.0	50.3	50.0	-0.6%	Neutral	-2.0%	Neutral
Average monthly energy usage by City departments (in million kilowatt hours)	72.2	72.1	72.3	0.3%	Neutral	0.2%	Neutral
Average daily tons of garbage going to landfill	1,035.0	986.6	936.2	-5.1%	Positive	-9.5%	Positive
Percentage of total solid waste diverted from landfill through curbside recycling	57.0%	58.5%	59.8%	2.2%	Positive	4.9%	Positive
Permitting and Inspection							
Value (estimated cost, in millions) of construction projects for which new building permits were issued	\$112.0	\$99.3	\$156.2	57.3%	Positive	39.5%	Positive
Percentage of all building permits involving new construction and major alterations review that are approved or disapproved within 60 days	53%	54%	55%	1.9%	Positive	3.8%	Positive
Percentage of all applications for variance from the Planning Code decided within 120 days	44%	38%	50%	31.6%	Positive	13.6%	Positive
Percentage of life hazard or lack of heat complaints responded to within one business day	100.0%	96.0%	78.0%	-18.8%	Negative	-22.0%	Negative
Percentage of customer-requested construction permit inspections completed within two business days of requested date	97.0%	98.0%	98.0%	0.0%	Neutral	1.0%	Neutral

City and County of San Francisco
 Controller's Office
 Government Barometer (April 2011)



Activity or Performance Measure	Prior Year	Prior Period	Current Period	Period-to-Period		Year-to-Year	
	Apr-2010	Feb-2011	Apr-2011	% Change	Trend	% Change	Trend
Customer Service							
Average daily number of 311 contacts, across all contact channels	0	8,052	8,586	6.6%	Positive	N/A	N/A
Percentage of 311 calls answered by call takers within 60 seconds	83.4%	81.4%	79.1%	-2.8%	Negative	-5.2%	Negative

Notes:

The Government Barometer is currently issued every other month, covering even months.

The period-to-period change reflects the change since the last even month (e.g., for April 2011, change since February 2011).

The year-to-year change reflects the change since the same month last year (e.g., for April 2011, change since April 2010).

A period-to-period change of less than or equal to +/-1% and a year-to-year change of less than or equal to +/-3% is considered "Neutral."

Data reported for the most recent month is either data for that month or the most recent data available, please see the attached Government Barometer Measure Details for more information.

For additional detail on measure definitions and department information, please see the attached Government Barometer Measure Details.

Values for prior periods (e.g. February 2011 or April 2010) may be revised in this report relative to their original publication.

To prepare this report, the Citywide Performance Measurement Program has used performance data supplied by City Departments. The Departments are responsible for ensuring that such performance data is accurate and complete. Although the Citywide Performance Measurement Program has reviewed the data for overall reasonableness and consistency, the Program has not audited the data provided by the Departments.

City and County of San Francisco
 Controller's Office
 Government Barometer Measure Details



Activity or Performance Measure	Department	Performance Pattern	Measure Description	Measure Technical Description
Public Safety				
Total number of serious violent crimes reported (homicide, forcible rape, robbery, and aggravated assault, per 100,000 population)	Police	Trending down is positive	Number of offenses divided by 100,000 population. Uniform Crime Report (UCR) violent crimes are: homicide, forcible rape, robbery and aggravated assault.	Collection Method: Number of UCR Violent Part I crimes divided by current San Francisco population and multiplied by 100,000. Population FY 2008: 829,848, FY 2009 & FY 2010: 842,625 (CA Dept of Finance E-2 Report). Timing: Monthly.
Total number of serious property crimes reported (burglary, larceny-theft, motor vehicle theft, and arson, per 100,000 population)	Police	Trending down is positive	Number of crimes divided by 100,000 population. UCR Part I property crimes are burglary, larceny-theft, motor vehicle theft and arson.	Collection Method: Number of Part I Property crimes divided by current San Francisco population and multiplied by 100,000. Population FY 2008: 829,848, FY2009 & FY2010: 842,625 (Source: CA Department of Finance, E-2 Report). Timing: Monthly.
Percentage of fire/medical emergency calls responded to within 5 minutes	Fire	Trending up is positive	Percentage of all incidents responded to in under five minutes (total response time (RT) from dispatch to arrival on scene of first unit). Includes all calls the Department responds to with lights and sirens, not just those requiring possible medical care.	Raw data is stored at Department of Emergency Management and aggregated at Fire Department headquarters.
Average daily county jail population	Sheriff	Trending down is positive	Overcrowding creates security and safety issues for the Department and drives costs in many directions. Approximately 75% of those jailed are pretrial felony prisoners, who either cannot be released or cannot make bail. Housing such prisoners can require greater security precautions. An average daily population above the rated capacity can also drive demand for additional facilities.	Collection Method: Average Daily Population (ADP) is compiled by Sheriff's staff from reports issued daily from each jail. Records are located in City Hall, Room 456. Timing: Data available 5am daily. Population represents all in-custody people.
Percentage of 9-1-1 calls answered within 10 seconds	Emergency Management	Trending up is positive	The State of California 9-1-1 Office recommends that all 9-1-1 calls are answered within 10 seconds. There is no state or federal mandate. Our Center strives to answer 90% of all 9-1-1 calls within 10 seconds.	Collection Method: All calls introduced through the 9-1-1 State switch are captured in an automatic telephone call distribution system produced by Nortel Networks. This system analyzes the time it takes from the call to hit the message switch, then time it takes for our call takers to answer and process the call for service. All equipment housed at 1011 Turk.
Average 9-1-1 daily call volume	Emergency Management	Trending down is positive	This number represents the number of 9-1-1 telephone calls received and presented to the San Francisco Division of Emergency Communications on a daily basis.	Our statistics are continuously collected by our Nortel Network equipment. This information is collated daily and composed into weekly, monthly, and annual reports to reflect the call volume thus allowing us to allocate staff as needed.
Health and Human Services				
Average daily population of San Francisco General Hospital	Public Health	Trending down is positive	The daily count of patients at SFGH (aka: Average Daily Census or ADC) is the number of admitted inpatients at SFGH at approximately 12 midnight, when the census is taken. This measure totals the daily census for a month, divided by the number of days in the month. The measure separates the average monthly census by services (acute medical/surgical, acute psychiatry, skilled nursing, and long-term behavioral health) and also provides the total for the hospital.	The daily count is tracked by the Hospital's computer system - SMS Invision Clinical Data System; maintained by DPH Community Health Network/SFGH. The reporting database is updated monthly, within 10 days of the following month. The data is 99% reliable within one month. Reports are run on an ad hoc basis.
Average daily population of Laguna Honda Hospital	Public Health	Trending down is positive	Laguna Honda Hospital (LHH) is a long-term care facility that provides a residential setting for physically or cognitively impaired individuals who require continuous nursing assistance, rehabilitation services, medical care, and monitoring. LHH also offers acute care for those patients whose condition changes to require this level of care. The daily count of patients (aka: Average Daily Census or ADC) is the total number of residents in-house at LHH at the time the census is taken each day.	Admissions, discharges, and transfers (relocations) are entered into the Invision Clinical Data System when any of these activities occur. Reports for ADC data (from Invision) can be generated for daily, monthly and/or quarterly basis. Numbers are drawn from the Monthly Average Census Report, using the SNF Occupied + M7A + L4A columns.
Total number of Healthy San Francisco participants	Public Health	Trending up is positive	This number represents enrollees in the Healthy San Francisco program (HSF). HSF is a comprehensive health coverage program for uninsured San Francisco residents, age 18 through 64 years old. Enrollment first began in July 2007 for lower income residents and has grown as more health clinic sites joined and as enrollment requirements expanded. This measure was added to the system in January 2009	The enrollment number is derived from the One-E-App program. One-E-App is a web-based eligibility and enrollment application and system of record for Healthy San Francisco. Reports are run monthly and ad hoc.
New patient wait time in days for an appointment at a DPH primary care clinic	Public Health	Trending down is positive	This measure shows the number of calendar days that a new patient would have to wait for a routine primary care appointment and/or examination. This assumes that the patient is not reporting any health issue and is not yet established with a primary care provider. The Healthy San Francisco program has set a goal of 60 calendar days for a new enrollee to wait for a primary care appointment.	This data is collected manually by a DPH staff person who searches the DPH computerized appointment system (Invision) for the first possible routine appointment at each primary care clinic or, if required, calls the clinic to inquire about next appointment availability for a new & routine patient appointment. The report represents a point in time, the day the report is done. To obtain one monthly number for the measure, the wait for each clinic is added together and divided by the number of clinics (13).

City and County of San Francisco
 Controller's Office
 Government Barometer Measure Details



Activity or Performance Measure	Department	Performance Pattern	Measure Description	Measure Technical Description
Current active CalWORKs caseload	Human Services	Trending down is positive	This measure is the number of CalWORKs cases that have received cash assistance (TANF) during the month for which the data is reported.	Data for this measure is obtained from a monthly extract generated by the CalWIN client tracking system.
Current active County Adult Assistance Program (CAAP) caseload	Human Services	Trending down is positive	This measure reflects the number of cases that are paid cash assistance during the month for which data has been reported.	Data for this measure is obtained from a monthly extract generated from the CalWIN client tracking system.
Current active Non-Assistance Food Stamps (NAFS) caseload	Human Services	Trending down is positive	This is the total number of cases receiving non-assistance food stamps. Non-assistance food stamps cases do not include those cases which also receive other forms of public assistance (e.g. CalWORKs).	Collection Method: Data for this measure is tracked within the CalWIN system. A case file is opened at the point of intake and maintained while the case is active. Timing: The CalWIN data system is dynamic, and can be queried for current data. Historical data is stored in extracts that can also be queried for previous periods.
Percentage of all available homeless shelter beds used	Human Services	Trending up is positive	This is the average percentage of shelter beds (single adult) available that have been reserved and used on a nightly basis.	Data for this measure is derived from the CHANGES shelter bed reservation system.
Average nightly homeless shelter bed use	Human Services	Trending down is positive	The numbers reported here represent the average number of beds (single adult) used during the month.	Data for this measure is reported via the CHANGES system, but the actual number of beds available is based upon negotiated contracted obligations.
Total number of children in foster care	Human Services	Trending down is positive	This measure provides a count of the number of children with an open case in foster care at the end of each month that data is being reported.	The data source for this measure is the Child Welfare Services Case Management System (CWS/CMS). CWS/CMS is a longitudinal statewide database that can be queried for current and historical data.
Streets and Public Works				
Average score of streets inspected using street maintenance litter standards (1 = acceptably clean to 3 = very dirty)	Public Works	Trending down is positive	Average score of the inspection results of selected routes for the street cleanliness standard 1.1, which is based on a scale from 1 to 3. (For each 100 curb feet, 1 = under 5 pieces of litter; 2 = 5 - 15 pieces of litter; and 3 = over 15 pieces of litter). See maintenance standards manual for details.	For selected blocks, an inspector assigns a score from 1 to 3 to each 100 curb feet, for blocks of selected routes. Block and route averages are calculated. This measure provides the average of routes inspected for the selected time period. It includes only DPW inspections. Inspections were conducted on a combination of 11 residential and 11 commercial routes. Clean Corridors routes are excluded. Data collection: Data source are MNC Excel files; and summaries are generated by the Controller's Office. Data for these "district" inspections, are available every other month.
Percentage of street cleaning requests responded to within 48 hours	Public Works	Trending up is positive	DPW receives requests to address street cleaning issues primarily through 311. Our goal is to resolve these issues within 48 hours of receiving the request.	Collection Method: Dated service requests and action taken data is entered into the Bureau of Street Environmental Services' 28 Clean Access database. Timing: Data is available on a daily basis.
Percentage of graffiti requests on public property responded to within 48 hours	Public Works	Trending up is positive	DPW receives calls from the public to report graffiti, primarily through 311. DPW crews respond to these calls and abate the graffiti on public property. Our goal is to abate within 48 hours. If the graffiti is on private property, the property owner is notified to abate. This metric only measures abatements on public property.	Collection Method: Dated service requests and action taken data is logged into the Bureau of Street Environmental Services' 28 Clean Access database. Timing: Data is available on a daily basis.
Percentage of pothole requests repaired within 72 hours	Public Works	Trending up is positive	DPW receives calls from the public reporting potholes. Our goal is to repair these potholes within 72 hours.	Collection Method: Dated service requests and action taken data is entered into the Bureau of Street and Sewer Repair's Pothole database daily. Timing: Data is available on a monthly basis.
Public Transit				
Percentage of Muni buses and trains that adhere to posted schedules	Municipal Transportation Agency	Trending up is positive	Definition: Each line is checked at least once in each six month period. Such checks are conducted no less often than 10 weekdays and weekends per period. An annual checking schedule is established for the routes. The order in which the routes are checked is determined monthly through a random selection process. To the extent automated systems can be substituted at less cost for such checks, or the measurement of any performance standard, such systems will be used.	Method: Check the designated lines using criteria of +/-4 minutes. Periods of time includes morning rush (6am-9am), midday (9am-4pm), evening rush (4pm-7pm), and night (7pm-1am). Supervisors conduct a one-hour check at a point at mid-route during all four time periods stated above. Timeframe: Data is available approximately 60 days after each quarter closes. The annual goal for the forthcoming fiscal year is traditionally approved by the SFMTA Board of Directors in April or May. For the barometer report, data is reported on a quarterly basis.
Average daily number of Muni customer complaints regarding safety, negligence, discourtesy, and service delivery	Municipal Transportation Agency	Trending down is positive	Definition: Customers may provide feedback regarding Muni services through 311, sfmta.com, by mail, and by fax.	Method: Feedback data is pulled from the Trapeze system on a monthly basis and divided by the number of days in the month to come up with the average daily number of complaints.

City and County of San Francisco
 Controller's Office
 Government Barometer Measure Details



Activity or Performance Measure	Department	Performance Pattern	Measure Description	Measure Technical Description
Recreation, Arts, and Culture				
Average score of parks inspected using park maintenance standards	Recreation and Parks	Trending up is positive	The average rating for neighborhood parks category only (i.e. an average of the neighborhood parks' percentages for meeting parks standards). The ratings for Neighborhood Parks have been chosen to be included as a performance measure as they represent the majority of RPD property types, include almost all park features rated, and are geographically dispersed throughout the City	Collection Method: RPD staff conducts quarterly park evaluations. Hard copies turned in to clerical staff for data entry into Park Evaluations database. Hard copies kept on file by clerical staff. Data Location: Park Evaluations Database. "Neighborhood Parks" is an established category of City parks and broken out in the current database reports (BY PARK TYPE BY DISTRICT REPORT). Timing: This data is available quarterly, no more than 30 days after the previous quarter end. For the barometer report, data is reported on a quarterly basis and 1 month in arrears.
Total number of individuals currently registered in recreation courses	Recreation and Parks	Trending up is positive	Measure indicates number of program registrants for all age categories. This number does not reflect the number of individuals participating in courses in a given month but rather the number of participants registered during that month.	Collection Method: CLASS recreation management software records all individuals (termed clients within the CLASS system) registered for any kind of program RPD offers. Timing: CLASS implementation launched in January 2007, with preliminary data available in May 2007. Data is now available monthly. Baseline data was captured in FY08 and FY09 and the Department began to set targets in FY10.
Total number of park facility (picnic tables, sites, recreation facilities, fields, etc.) bookings	Recreation and Parks	Trending up is positive	Measure indicates number of park facilities permits created.	Collection Method: CLASS recreation management software measures field permitting, picnic table rentals, indoor recreation center bookings, and other types of facility rentals.
Total number of visitors at public fine art museums (Asian Art Museum, Legion of Honor, and de Young)	Fine Arts Museums and Asian Art Museum	Trending up is positive	This measure aggregates data from 3 separate measures for the Asian Art Museum, Legion of Honor, and de Young Museum. Museum visitors includes all visitors to the 3 separate museums, including school children, business visitors, rental events, and other events, but excluding cafe and store visitors.	CON to manually calculate measure from data entered directly into PM system.
Total circulation of materials at main and branch libraries	Public Library	Trending up is positive	Number of items (books and other materials) circulated to the public (children, youth & adults) from all libraries.	Collection Method: Statistics generated from the Library's automated circulation system; Information Technology Division. Timing: Reports are generated monthly. For barometer, add both branch & main library measures together.
Environment, Energy, and Utilities				
Drinking water reservoirs storage as a percentage of normal for this month	Public Utilities Commission	Trending up is positive	Beginning of month total system storage (i.e. Hetch Hetchy, Cherry, Eleanor, Water Bank, Calaveras, San Antonio, Crystal Springs, San Andreas, Pilarcitos) as percentage of long-term median (water year 1968 to 2007).	The long-term median of total system storage at the beginning of the month was calculated using data stored in Form 11 for Hetch Hetchy Division and in WISKI database for Water Supply & Treatment Division for water years 1968 to 2007 (40-year period). 1968 was selected as the first year for the calculation to include San Antonio Reservoir. The current beginning of month total system storage is reported as a percentage of the long-term median.
Average monthly water use by City departments (in millions of gallons)	Public Utilities Commission	Trending down is positive	12-month rolling monthly average of total water use by City departments, in million gallons.	12-month rolling monthly average computed from total monthly amount of billed water usage for municipal departments per report 892-Monthly Sales and Revenue, converted to million gallons.
Average daily residential per capita water usage (in gallons)	Public Utilities Commission	Trending down is positive	Annual rolling average of daily residential water use per person.	Daily per capita usage computed using twelve months of city residential usage per report 892-Monthly Sales and Revenue, divided by 365 and estimated 2009 population of 818,887, the 2008 US Census number multiplied by the 2008 growth rate.
Average monthly energy usage by City departments (in million kilowatt hours)	Public Utilities Commission	Trending down is positive	Energy use by City departments in kilowatt hours (kWh) in millions for the month based on 12-month rolling average	Estimate of energy use by City departments in kilowatt hours (kWh) in millions for the month based on 12-month rolling average and maintained in our Electric Billing System.
Average daily tons of garbage going to landfill	Environment	Trending down is positive	Average daily tons of garbage going to landfill.	Total materials San Francisco sends to landfill, calculated by dividing the monthly tonnage by the number of days in the month. Universe is municipal, residential, commercial, industrial.
Percentage of total solid waste diverted from landfill through curbside recycling	Environment	Trending up is positive	Percentage of total solid waste diverted from landfill through curbside recycling.	Percentage of recycling (blue cart) and compostables (green cart) collected, factored against disposal tonnage (black cart). Universe is residential and small commercial customers.

City and County of San Francisco
 Controller's Office
 Government Barometer Measure Details



Activity or Performance Measure	Department	Performance Pattern	Measure Description	Measure Technical Description
Permitting and Inspection				
Value (estimated cost, in millions) of construction projects for which new building permits were issued	Building Inspection	Trending up is positive	The construction valuation is driven by customer demand, the number of projects approved for construction, major developments, and the overall economic climate. This construction valuation or number of permits issued for construction cannot be estimated.	Collection Method: This is a new measure for DBI. The data entered for April 2008 and April 2009 is actual data, not estimated cost as indicated on Column C. The data is collected through our automated Permit Tracking System and is based on the fees collected for permits issued. Timing: Available on a weekly/monthly basis.
Percentage of all building permits involving new construction and major alterations review that are approved or disapproved within 60 days	Planning	Trending up is positive	When a member of the public wants to conduct major physical improvements to existing construction or to develop property, the proposal comes to the Planning Department for review to ensure the project conforms with existing land use requirements as specified in the Planning Code.	Collection Method: Data is stored in the Department of Building Inspection's permit tracking database, housed at 1650 Mission Street Timing: Data updates are available on a monthly basis.
Percentage of all applications for variance from the Planning Code decided within 120 days	Planning	Trending up is positive	A variance allowing a project to vary from the strict quantitative standards of the Planning Code may be granted after a public hearing before the Zoning Administrator. Variances are typically requested for projects that do not meet the Planning Code standards for rear yards, front setbacks, parking requirements, and open space requirements. The 4 month target is based on a reasonable time to complete the lowest priority applications.	Collection Method: Data stored in Department's case intake database, housed at 1650 Mission Street. Timing: Data updates are available on a monthly basis.
Percentage of life hazard or lack of heat complaints responded to within one business day	Building Inspection	Trending up is positive	This measure addresses response time for complaints received from the public regarding life hazards or lack of heat. Complaints are received in person, by phone, email, through the internet, and mail. Response consists of contacting person making complaint and visiting the building. Measure changed in FY 02-03 to reflect 24-hour turnaround instead of 48 hours, but the data reflecting the 24-hour target was reported for the first time in FY 07. Definition of life hazard includes abandoned buildings, which may not need an inspection.	Collection Method: Staff in Housing Inspection Services utilize the Complaint Tracking System to maintain a record of complaints received and responded to. Response data is compiled into monthly, quarterly and annual reports. Timing: Statistics are available two weeks after the end of the month (i.e., statistics for September will be available on October 15th.)
Percentage of customer-requested construction permit inspections completed within two business days of requested date	Building Inspection	Trending up is positive	Customers request inspection of construction to meet permit requirements. Customers contact inspection divisions via phone to set up appointments. Inspections are completed when inspectors visit sites to conduct inspection.	Collection Method: Daily logs are entered into Oracle database; this information is compiled into monthly, quarterly and annual reports. Timing: Statistics are available two weeks after the end of the month (i.e., statistics for September will be available on October 15th.)
Customer Service				
Average daily number of 311 contacts, across all contact channels	Administrative Services	Trending up is positive	The average daily number of calls and service requests and information accessed on-line, via self-service forms, Twitter, and Open311 applications. Calls received at 311 which includes those calls that were "answered" and those that were "abandoned" by the caller.	Calculation: The total number of calls (answered and abandoned), self-service requests, Open311 requests and website visits received divided by the number of days in that particular month. Sources: The CMS application is used to track the volume of calls, use of self-service forms, and Open 311 apps. Urchin Software is used to track the total number of visits to the website. Frequency: Call volumes are reported on a daily basis with data for the previous day.
Percentage of 311 calls answered by call takers within 60 seconds	Administrative Services	Trending up is positive	The percentage of calls answered within 60 seconds versus the total number of calls received on a monthly basis. This metric of answering 50% of calls in 60 seconds was developed in July 2008 as a performance measure for 311.	Calculation: The number of calls answered within 60 seconds divided by the total number of calls received during the measurement interval. Data Source: Avaya's Call Management System (CMS) will be utilized to determine the number of calls answered within 60 seconds and the total number of calls received. Frequency: Monthly.

Performance Pattern Notes:

Trending up is positive: The trend of a measure is positive when the current value is above the prior value.
 Trending down is positive: The trend of a measure is positive when the current value is below the prior value.

**Document is available
at the Clerk's Office
Room 244, City Hall**

FY 2011-12 Revenue Letter:

**Controller's Discussion
of the Mayor's FY 2011-12
Proposed Budget**



June 14 2011



**Document is available
at the Clerk's Office
Room 244, City Hall**

**Ben Rosenfield
Controller
Monique Zmuda
Deputy Controller**

M E M O R A N D U M

TO: Phil Arnold, Human Services Agency

**FROM: Ryan Wythe, City Hall Fellow
Michael Wylie, Project Manager
Controller's Office, City Services Auditor**

DATE: April 22, 2011

SUBJECT: Fiscal Analysis of Community-based Long Term Care

The Controller's Office is pleased to share the analysis of community-based long term care (LTC) spending in the City and County of San Francisco from fiscal year 2007-08 to fiscal year 2010-11. This report contains highlights of the community-based LTC spending analysis, relevant background information, and analyses of five different categories: total spending, population trends, spending by funding source, department, and service area. The appendices include service area definitions and more detailed spending breakdowns.

I. Highlights:

- 1) Community-based LTC spending within the City budget is currently \$771 million, an increase of ten percent since FY 2009-10. There is a total increase of 20 percent in community-based LTC spending since FY 2007-08.**
- 2) The General Fund accounts for 30 percent (\$232 million) of community-based LTC spending, an increase of 10 percent (\$18 million) since FY 2009-10. Funding also increased from federal and state sources, by 11 and seven percent respectively.**
- 3) Immediate Need spending increased by four percent since FY 2009-10, from \$410 million to \$426 million, and is funded primarily through federal resources (52 percent). Immediate Need spending includes spending on services for LTC clients with an immediate risk of institutionalization, or who are transitioning out of an institution to a community-based setting.**


14

CCSF Investment Report for the month of May 2011

Brian Starr to: brian.starr@sfgov.org

Bcc: Board of Supervisors

06/15/2011 11:38 AM



All,

Attached please find the CCSF Investment Report for the month of May 2011.



CCSF Monthly Investment Report for 2011-May.pdf

Thank you,

Brian Starr
Investment Analyst
City and County of San Francisco
City Hall - Room 140
1 Dr. Carlton B. Goodlett Place
San Francisco, CA 94102-4638
415-554-4487 (phone)
415-554-5660 (fax)
brian.starr@sfgov.org

**Office of the Treasurer & Tax Collector
City and County of San Francisco**



José Cisneros, Treasurer

Pauline Marx, Chief Assistant Treasurer
Michelle Durgy, Chief Investment Officer

Investment Report for the month of May 2011

June 14, 2011

**The Honorable Edwin M. Lee
Mayor of San Francisco
City Hall, Room 200
1 Dr. Carlton B. Goodlett Place
San Francisco, CA 94102-4638**

**The Honorable Board of Supervisors
City and County of San Francisco
City Hall, Room 244
1 Dr. Carlton B. Goodlett Place
San Francisco, CA 94102-4638**

Ladies and Gentlemen,

In accordance with the provisions of California State Government Code Section 53646, we forward this report detailing the City's pooled fund portfolio as of May 31, 2011. These investments provide sufficient liquidity to meet expenditure requirements for the next six months. A review of the investments of May 31, 2011 showed that the portfolio held one investment totaling \$50.0 million that was in compliance with California Code, but was not in compliance with CCSF policy. As of the date of this report, this technical non-compliance has been corrected through the investment's maturity. Other than this instance, investments are in compliance with our statement of investment policy.

This correspondence and its attachments show the investment activity for the month of May 2011 for the portfolios under the Treasurer's management. All pricing and valuation data is obtained from Interactive Data Corporation.

CCSF Investment Earnings Statistics

<i>(in \$ million)</i>	Pooled Fund		All Funds	
	Fiscal YTD	May 2011	Fiscal YTD	May 2011
Average Daily Balance	\$ 4,349	\$ 4,866	\$ 4,366	\$ 4,866
Net Earnings	49.63	4.47	49.77	4.47
Earned Income Yield	1.24%	1.08%	1.24%	1.08%

CCSF Pooled Fund Statistics

<i>(in \$ million)</i>	% of Portfolio	Book Value	Market Value	Coupon*	Yield to Maturity*	Days to Maturity*
Investment Type						
U.S. Treasuries	10.7%	\$ 504	\$ 506	0.94%	0.92%	571
Federal Agencies	54.8%	2,583	2,599	1.56%	1.34%	1,034
TLGP	17.6%	833	833	2.10%	1.48%	279
State & Local Agency						
Government Obligations	0.8%	40	40	3.00%	1.31%	28
Public Time Deposits	0.2%	10	10	0.70%	0.70%	66
Negotiable CDs	11.6%	550	550	0.25%	0.24%	62
Commercial Paper	4.2%	200	200	0.27%	0.31%	39
Money Market Funds	0.0%	2	2	0.12%	0.12%	1
Totals	100.0%	\$ 4,721	\$ 4,740	1.39%	1.15%	686

* denotes weighted averages

In the remainder of this report, we provide additional information and analytics at the security-level and portfolio-level, as recommended by the California Debt and Investment Advisory Commission.

Very truly yours,

**José Cisneros
Treasurer**

cc: Treasury Oversight Committee: Joe Grazioli, Don Griffin, Todd Rydstrom, Richard Sullivan
Ben Rosenfield, Controller, Office of the Controller
Tonia Lediju, Internal Audit, Office of the Controller
Cynthia Fong, Deputy Director for Finance & Administration, San Francisco County Transportation Authority
Harvey Rose, Budget Analyst
San Francisco Public Library

Portfolio Summary Pooled Fund

As of May 31, 2011

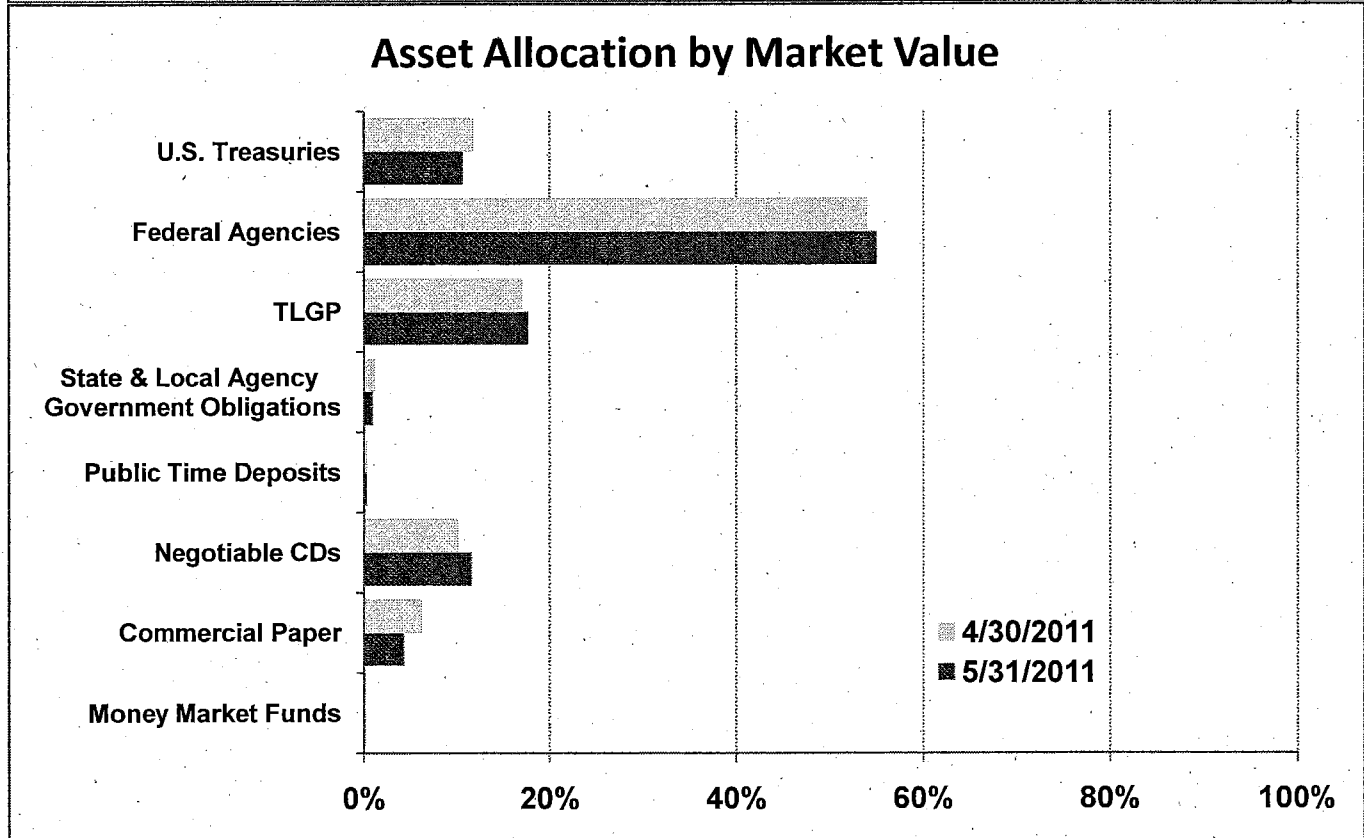
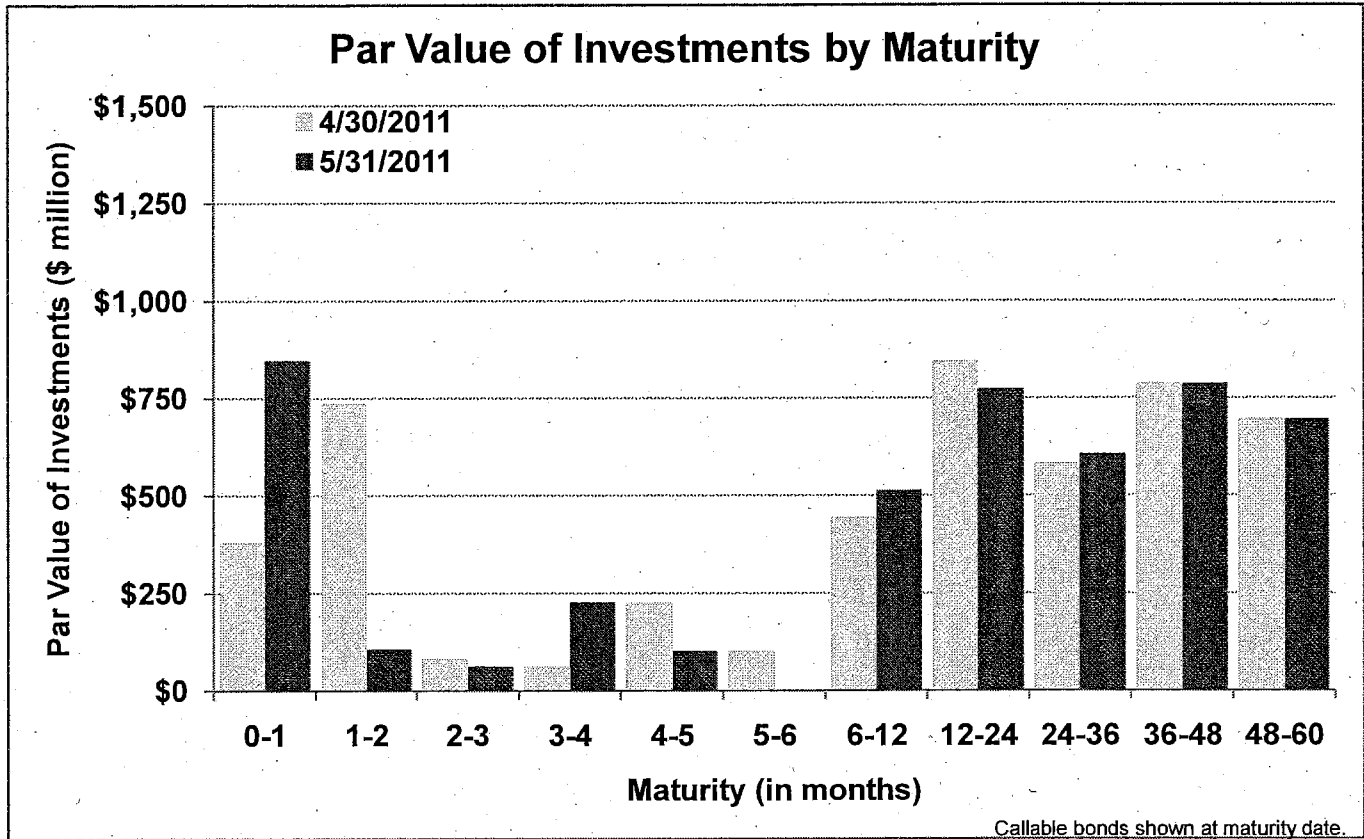
<i>(in \$ million)</i> Security Type	Par Value	Book Value	Market Value	Market/Book Price	Current % Allocation	Max. Policy Allocation	Compliant?
U.S. Treasuries	\$ 505	\$ 504	\$ 506	100.39	10.67%	100%	Yes
Federal Agencies	2,574	2,583	2,599	100.64	54.84%	70%	Yes
TLGP	821	833	833	100.03	17.57%	30%	Yes
State & Local Agency							
Government Obligations	40	40	40	99.59	0.84%	20%	Yes
Public Time Deposits	10	10	10	100.00	0.21%	100%	Yes
Negotiable CDs	550	550	550	100.02	11.60%	30%	No ¹
Bankers Acceptances	-	-	-	-	0.00%	40%	Yes
Commercial Paper	200	200	200	100.08	4.22%	25%	Yes
Medium Term Notes	-	-	-	-	0.00%	15%	Yes
Repurchase Agreements	-	-	-	-	0.00%	100%	Yes
Reverse Repurchase/ Securities Lending Agreements	-	-	-	-	0.00%	\$75mm	Yes
Money Market Funds ²	2	2	2	100.00	0.05%	100%	Yes
LAIF	-	-	-	-	0.00%	\$50mm	Yes
TOTAL	\$ 4,701	\$ 4,721	\$ 4,740	100.40	100.00%	-	No

Note: The full Investment Policy can be found at <http://www.sftreasurer.org/>, in the Investment Report section of the About Us menu.

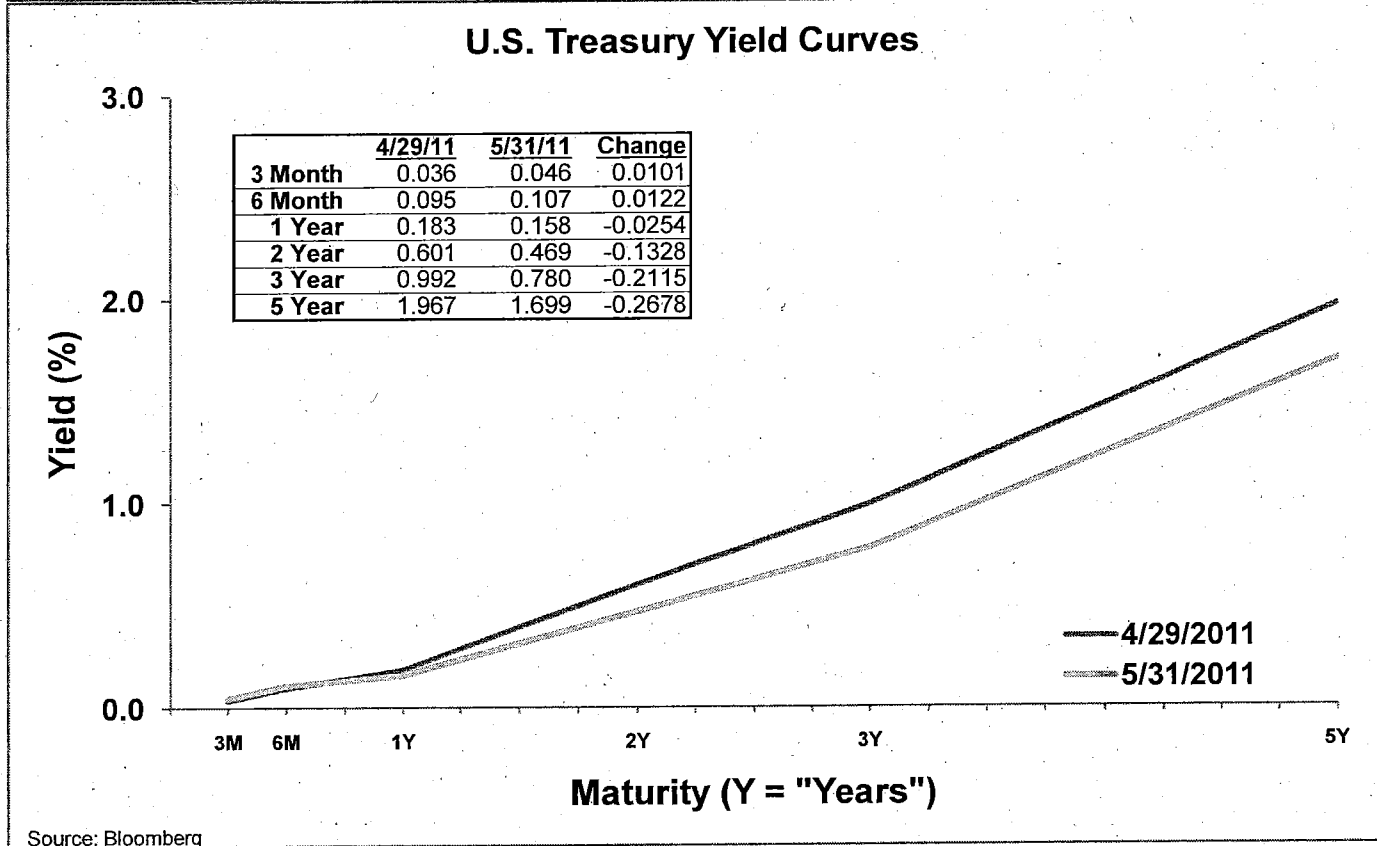
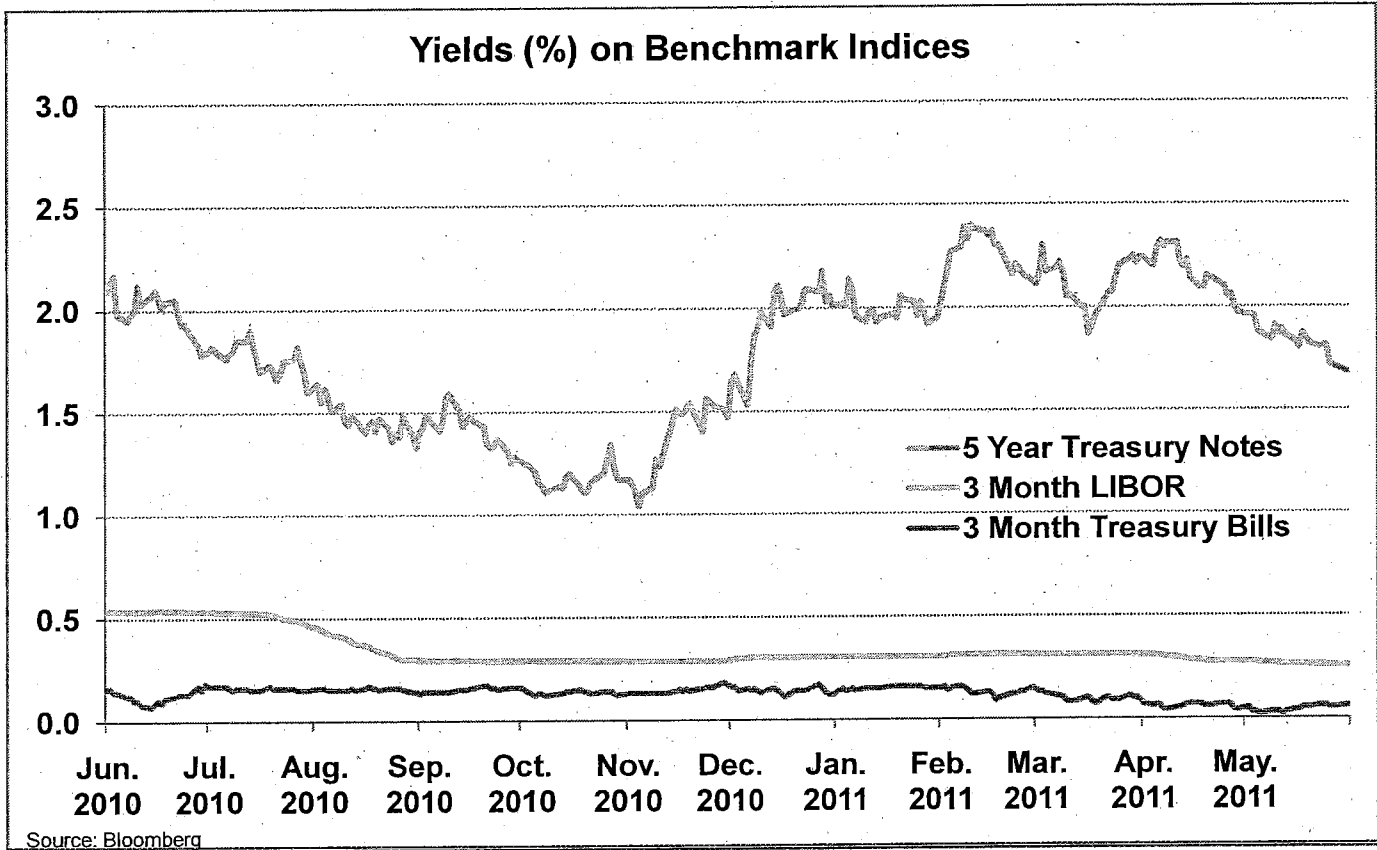
¹ \$50.0 million, or 1.05% of the pooled fund's assets, is a Societe Generale Yankee Certificate of Deposit (CUSIP: 83369RN72). Societe Generale has a long-term credit rating of the second-highest ranking from one Nationally Recognized Statistical Rating Organization ("NRSRO"), which is compliant with California Code. CCSF's investment policy requires this ranking from two NRSROs. As of the date of this report, the investment has matured.

² PFM Prime Series - Institutional Class, 0.05% of fund's net assets

Portfolio Analysis Pooled Fund



Yield Curves



Investment Portfolio

Pooled Fund

As of May 31, 2011

Type of Investment	CUSIP	Issue Name	Settle	Maturity	Duration	Coupon	Par Value	Book Value	Amortized	
			Date	Date					Book Value	Market Value
U.S. Treasuries	9127952U4	US TSY BILL	4/28/11	6/9/11	0.03	0.02	\$ 50,000,000	\$ 49,998,979	\$ 49,998,979	\$ 50,000,000
U.S. Treasuries	9127952V2	US TSY BILL	4/28/11	6/16/11	0.04	0.02	50,000,000	49,998,809	49,998,809	50,000,000
U.S. Treasuries	912828LF5	US TSY NT	12/31/10	6/30/11	0.08	1.13	30,000,000	30,023,933	30,003,835	30,024,000
U.S. Treasuries	912795X22	US TSY BILL	5/13/11	6/30/11	0.08	0.00	25,000,000	24,999,667	24,999,667	25,000,000
U.S. Treasuries	912828LV0	US TSY NT	10/29/09	8/31/11	0.25	1.00	100,000	100,316	100,043	100,220
U.S. Treasuries	912828LV0	US TSY NT	10/29/09	8/31/11	0.25	1.00	99,900,000	100,200,480	99,940,751	100,119,780
U.S. Treasuries	912828KA7	US TSY NT	12/9/09	12/15/11	0.54	1.13	50,000,000	50,378,906	50,101,419	50,270,000
U.S. Treasuries	912828LB4	US TSY NT	3/23/10	7/15/12	1.11	1.50	50,000,000	50,441,406	50,214,173	50,710,000
U.S. Treasuries	912828PJ3	US TSY NT	12/16/10	11/30/15	4.38	1.38	50,000,000	49,519,531	49,563,862	49,815,000
U.S. Treasuries	912828PJ3	US TSY NT	12/16/10	11/30/15	4.38	1.38	50,000,000	49,519,531	49,563,862	49,815,000
U.S. Treasuries	912828PJ3	US TSY NT	12/23/10	11/30/15	4.38	1.38	50,000,000	48,539,063	48,668,708	49,815,000
Subtotals					1.52	0.94	\$ 606,000,000	\$ 603,720,623	\$ 603,154,107	\$ 606,669,000
Federal Agencies	3128X8P22	FHLMC BONDS	11/20/09	6/1/11	0.00	1.13	\$ 28,600,000	\$ 28,779,471	\$ 28,600,000	\$ 28,600,000
Federal Agencies	313396GR8	FHLMC DISC NT	4/29/11	6/9/11	0.03	0.00	50,000,000	49,998,292	49,998,292	49,999,556
Federal Agencies	31331YZ86	FFCB BULLET	11/19/09	8/25/11	0.24	3.88	50,000,000	52,705,000	50,357,026	50,437,500
Federal Agencies	3134A4JT2	FHLMC BONDS	6/10/10	1/15/12	0.61	5.75	20,000,000	21,479,608	20,577,655	20,693,750
Federal Agencies	31331JGD9	FFCB 2 YEAR BULLET FIXED	3/9/10	3/5/12	0.76	0.95	17,050,000	17,016,071	17,037,026	17,140,578
Federal Agencies	31331JGD9	FFCB 2 YEAR BULLET FIXED	3/9/10	3/5/12	0.76	0.95	58,000,000	57,893,860	57,959,413	58,308,125
Federal Agencies	880591DT6	TENN VALLEY AUTHORITY	8/4/10	5/23/12	0.96	6.79	20,500,000	22,725,275	21,707,330	21,797,266
Federal Agencies	31398A6V9	FNMA FRN QTR FF+20	12/21/10	12/3/12	1.50	0.21	50,000,000	50,000,000	50,000,000	50,046,875
Federal Agencies	31398A6V9	FNMA FRN QTR FF+20	12/23/10	12/3/12	1.50	0.21	50,000,000	50,000,000	50,000,000	50,046,875
Federal Agencies	31331G2R9	FFCB	3/26/10	12/7/12	1.49	1.88	37,000,000	37,333,370	37,187,457	37,844,063
Federal Agencies	31331JAB9	FFCB BULLET	4/16/10	12/24/12	1.54	1.63	50,000,000	50,048,500	50,028,222	50,968,750
Federal Agencies	3134G1U69	FHLMC FRN QTR FF+19	1/11/11	1/10/13	1.60	0.28	50,000,000	50,000,000	50,000,000	50,046,875
Federal Agencies	3134G1U69	FHLMC FRN QTR FF+19	1/12/11	1/10/13	1.60	0.28	50,000,000	49,989,900	49,991,840	50,046,875
Federal Agencies	3134G1U69	FHLMC FRN QTR FF+19	3/22/11	1/10/13	1.60	0.28	35,000,000	35,015,925	35,014,212	35,032,813
Federal Agencies	31398AF23	FNMA	2/8/10	2/8/13	1.66	1.80	50,000,000	50,000,000	50,000,000	50,140,625
Federal Agencies	31398AF23	FNMA	2/8/10	2/8/13	1.66	1.80	25,000,000	24,987,500	24,992,952	25,070,313
Federal Agencies	3137EABM0	FHLMC BONDS	5/13/11	6/28/13	1.99	3.75	25,000,000	26,608,250	26,920,486	26,687,500
Federal Agencies	3134G1KL7	FHLMC BONDS CALL	7/12/10	7/12/13	2.08	1.50	50,000,000	50,000,000	50,000,000	50,062,500
Federal Agencies	3134G1KL7	FHLMC BONDS CALL	7/12/10	7/12/13	2.08	1.50	50,000,000	50,000,000	50,000,000	50,062,500
Federal Agencies	31398AV90	FNMA CALL	7/16/10	7/16/13	2.09	1.30	25,000,000	24,987,500	24,991,150	25,242,188
Federal Agencies	31398AV90	FNMA CALL	7/16/10	7/16/13	2.09	1.30	50,000,000	49,975,000	49,982,299	50,484,375
Federal Agencies	3134G2BC5	FHLMC STRNT	3/30/11	9/30/13	2.33	0.50	22,850,000	22,850,000	22,850,000	22,842,859
Federal Agencies	3136FPYX9	FNMA	12/3/10	12/3/13	2.49	0.50	50,000,000	50,000,000	50,000,000	50,015,625
Federal Agencies	31315PLT4	FARMER MAC	12/6/10	12/6/13	2.47	1.25	35,000,000	34,951,700	34,959,500	35,328,125
Federal Agencies	31331J6A6	FFCB	12/23/10	12/23/13	2.51	1.30	75,000,000	74,976,563	74,979,984	75,960,938
Federal Agencies	313371UC8	FHLB	11/18/10	12/27/13	2.54	0.88	75,000,000	74,865,000	74,888,194	75,164,063
Federal Agencies	3136FP4E4	FNMA AMORT TO CALL	1/28/11	12/30/13	2.52	1.75	30,000,000	30,157,980	30,029,944	30,028,125
Federal Agencies	3135G0AZ6	FNMA FRN QTR T-BILL+21	3/4/11	3/4/14	2.75	0.15	25,000,000	24,985,000	24,986,218	25,007,813
Federal Agencies	3135G0AZ6	FNMA FRN QTR T-BILL+21	3/4/11	3/4/14	2.74	0.15	25,000,000	24,992,500	24,993,109	25,007,813
Federal Agencies	31398A3R1	FNMA AMORT TO CALL	11/10/10	3/21/14	2.76	1.35	24,500,000	24,564,827	24,500,000	24,668,438
Federal Agencies	313373JT0	FHLB STEP NT CALL	4/28/11	4/28/14	2.88	0.75	42,000,000	42,000,000	42,000,000	42,000,000
Federal Agencies	3134G1GX6	FHLMC BONDS	6/30/10	6/30/14	2.98	2.05	37,900,000	37,900,000	37,900,000	37,947,375
Federal Agencies	3133724E1	FHLB	12/31/10	6/30/14	3.02	1.21	50,000,000	50,000,000	50,000,000	50,359,375
Federal Agencies	3136FM3R3	FNMA AMORT TO CALL	8/18/10	8/18/14	3.12	1.75	53,270,000	53,507,584	53,320,771	53,419,822
Federal Agencies	313370JS8	FHLB	12/8/10	9/12/14	3.21	1.38	26,095,000	26,129,068	26,124,729	26,380,414
Federal Agencies	31398A3Q3	FNMA AMORT TO CALL	11/4/10	9/23/14	3.23	1.50	27,435,000	27,627,045	27,502,781	27,512,161

Investment Portfolio Pooled Fund

Type of Investment	CUSIP	Issue Name	Settle	Maturity	Duration	Coupon	Par Value	Book Value	Amortized	
			Date	Date					Book Value	Market Value
Federal Agencies	313371CN4	FHLB AMORT TO CALL	11/4/10	10/21/14	3.32	1.35	45,525,000	45,598,751	45,588,098	45,596,133
Federal Agencies	3128X3L76	FHLMC BONDS	12/23/10	11/13/14	3.22	5.00	21,910,000	24,606,902	24,303,239	24,737,759
Federal Agencies	3128X3L76	FHLMC BONDS	12/23/10	11/13/14	3.22	5.00	1,000,000	1,123,090	1,109,230	1,129,063
Federal Agencies	31331J4S9	FFCB	12/16/10	12/8/14	3.42	1.40	27,000,000	26,986,500	26,996,452	27,219,375
Federal Agencies	31331J4S9	FFCB	12/8/10	12/8/14	3.42	1.40	19,000,000	18,956,680	18,961,869	19,154,375
Federal Agencies	313371PC4	FHLB	11/22/10	12/12/14	3.46	0.88	25,000,000	24,617,500	24,675,337	24,820,313
Federal Agencies	313371W51	FHLB	12/16/10	12/12/14	3.44	1.25	50,000,000	49,725,000	49,782,486	49,968,750
Federal Agencies	313371W51	FHLB	12/8/10	12/12/14	3.44	1.25	75,000,000	74,391,000	74,505,414	74,953,125
Federal Agencies	3133XVNU1	FHLB	11/23/10	12/12/14	3.35	2.75	25,400,000	26,848,308	26,662,377	26,789,063
Federal Agencies	3133XVNU1	FHLB	11/23/10	12/12/14	3.35	2.75	2,915,000	3,079,668	3,058,528	3,074,414
Federal Agencies	3133XVNU1	FHLB	12/8/10	12/12/14	3.35	2.75	25,000,000	26,332,000	26,172,887	26,367,188
Federal Agencies	3133XVNU1	FHLB	12/8/10	12/12/14	3.35	2.75	50,000,000	52,674,000	52,354,580	52,734,375
Federal Agencies	313371W93	FHLB	12/15/10	12/15/14	3.45	1.34	75,000,000	75,000,000	75,000,000	75,445,313
Federal Agencies	31331J6Q1	FFCB	12/29/10	12/29/14	3.46	1.72	27,175,000	27,157,065	27,158,955	27,650,563
Federal Agencies	31331J6Q1	FFCB	12/29/10	12/29/14	3.46	1.72	70,000,000	69,988,800	69,989,981	71,225,000
Federal Agencies	31331JE33	FFCB BD CALL	9/16/10	3/16/15	3.67	1.75	50,000,000	49,975,000	49,978,928	50,015,625
Federal Agencies	3136FMA38	FNMA	6/25/10	6/25/15	3.89	2.50	49,080,000	49,018,650	49,030,107	50,061,600
Federal Agencies	3136FMX90	FNMA CALL STEP	7/27/10	7/27/15	4.00	1.75	25,000,000	25,000,000	25,000,000	25,078,125
Federal Agencies	3136FMX90	FNMA CALL STEP	7/27/10	7/27/15	4.00	1.75	25,000,000	25,000,000	25,000,000	25,078,125
Federal Agencies	3136FM6G4	FNMA	8/10/10	8/10/15	4.01	2.13	25,000,000	25,000,000	25,000,000	25,320,313
Federal Agencies	3137EACM9	FHLMC BONDS	12/15/10	9/10/15	4.12	1.75	50,000,000	49,050,000	49,142,254	50,453,125
Federal Agencies	313370JB5	FHLB	12/15/10	9/11/15	4.12	1.75	75,000,000	73,587,000	73,724,137	75,703,125
Federal Agencies	31315PGT0	FARMER MAC	9/15/10	9/15/15	4.10	2.13	45,000,000	44,914,950	44,927,014	46,068,750
Federal Agencies	31398A4M1	FNMA	12/15/10	10/26/15	4.26	1.63	25,000,000	24,317,500	24,382,061	25,039,063
Federal Agencies	31398A4M1	FNMA	12/23/10	10/26/15	4.26	1.63	42,000,000	40,924,380	41,021,721	42,065,625
Federal Agencies	31398A4M1	FNMA	12/23/10	10/26/15	4.26	1.63	50,000,000	48,701,500	48,819,011	50,078,125
Federal Agencies	31331J2R3	FFCB	11/16/10	11/16/15	4.32	1.62	32,400,000	32,116,500	32,147,086	32,319,000
Federal Agencies	31331J2S1	FFCB	12/15/10	11/16/15	4.32	1.50	25,000,000	24,186,981	24,262,990	24,851,563
Federal Agencies	313371ZY5	FHLB	12/3/10	12/11/15	4.32	1.88	25,000,000	24,982,000	24,983,767	25,265,625
Federal Agencies	313371ZY5	FHLB	12/14/10	12/11/15	4.32	1.88	50,000,000	49,871,500	49,912,058	50,531,250
Subtotals					2.75	1.56	\$ 2,573,605,000	\$ 2,582,782,012	\$ 2,578,031,156	\$ 2,599,196,687
TLGP	17313YAC5	CITIGROUP GTD TLGP	6/29/09	6/3/11	0.00	1.25	\$ 50,000,000	\$ 49,957,000	\$ 49,999,878	\$ 50,000,000
TLGP	17313YAC5	CITIGROUP GTD TLGP	6/29/09	6/3/11	0.00	1.25	50,000,000	49,957,000	49,999,878	50,000,000
TLGP	38146FAF8	GOLDMAN SACHS TLGP	4/16/09	7/15/11	0.12	1.63	50,000,000	50,204,500	50,010,973	50,093,750
TLGP	61757UAF7	MORGAN STANLEY FDIC GTD TLG	3/16/09	9/22/11	0.31	2.00	25,000,000	25,037,750	25,004,637	25,148,438
TLGP	36967HAD9	GENERAL ELECTRIC TLGP	7/30/09	12/9/11	0.52	3.00	50,000,000	51,602,500	50,355,078	50,742,188
TLGP	4042EPAA5	HSBC TLGP	9/16/09	12/16/11	0.53	3.13	50,000,000	51,969,550	50,474,995	50,804,688
TLGP	36967HAN7	GENL ELEC CAP CORP FDIC TLGP	3/24/09	3/12/12	0.78	2.25	35,000,000	35,185,150	35,048,679	35,552,344
TLGP	61757UAN0	MORGAN STANLEY FDIC GTD TLGP	3/19/09	3/13/12	0.78	0.51	25,000,000	25,040,325	25,010,581	25,054,688
TLGP	61757UAP5	MORGAN STANLEY TLGP	11/4/09	3/13/12	0.78	2.25	20,000,000	20,431,800	20,143,599	20,318,750
TLGP	61757UAP5	MORGAN STANLEY TLGP	11/6/09	3/13/12	0.78	2.25	50,000,000	51,084,000	50,361,333	50,796,875
TLGP	905266AA0	UNION BANK TLGP FLOAT	3/23/09	3/16/12	0.79	0.51	25,000,000	25,033,725	25,008,950	25,054,688
TLGP	064244AA4	BANK OF THE WEST TLGP	4/2/09	3/27/12	0.82	2.15	5,000,000	5,026,950	5,007,417	5,078,906
TLGP	064244AA4	BANK OF THE WEST TLGP	4/2/09	3/27/12	0.82	2.15	20,000,000	20,108,000	20,029,725	20,315,625
TLGP	90390QAA9	USSA CAPITAL CO	4/28/09	3/30/12	0.83	2.24	16,000,000	16,125,600	16,035,667	16,257,500
TLGP	17313UAE9	CITIGROUP TLGP	4/2/09	4/30/12	0.91	2.13	25,000,000	25,117,500	25,034,915	25,433,594
TLGP	06050BAG6	BANK AMERICA CORP TLGP	4/2/09	4/30/12	0.91	2.10	25,000,000	25,093,000	25,027,635	25,421,875
TLGP	481247AK0	J P MORGAN CHASE TLGP	3/24/09	6/15/12	1.02	2.20	25,000,000	25,119,000	25,038,355	25,464,844
TLGP	38146FAA9	GOLDMAN SACHS TLGP	3/22/10	6/15/12	1.02	3.25	50,000,000	52,215,000	51,031,495	51,507,813

Investment Portfolio Pooled Fund

Type of Investment	CUSIP	Issue Name	Settle	Maturity	Duration	Coupon	Par Value	Book Value	Amortized	
			Date	Date					Book Value	Market Value
TLGP	481247AK0	J P MORGAN TLGP	4/21/10	6/15/12	1.02	2.20	50,000,000	51,097,500	50,530,598	50,929,688
TLGP	06050BAJ0	BANK AMERICA CORP TLGP	4/14/09	6/22/12	1.04	2.38	50,000,000	50,685,000	50,227,549	51,093,750
TLGP	36967HBB2	GENERAL ELECTRIC TLGP	3/22/10	9/28/12	1.31	2.00	25,000,000	25,366,000	25,192,736	25,558,594
TLGP	36967HBB2	GENERAL ELECTRIC TLGP	4/20/10	9/28/12	1.31	2.00	75,000,000	76,010,250	75,549,295	76,675,781
TLGP	36967HAV9	GENERAL ELECTRIC TLGP	11/6/09	12/21/12	1.52	2.13	25,000,000	25,253,750	25,126,541	25,671,875
Subtotals					0.75	2.10	\$ 821,000,000	\$ 832,720,860	\$ 826,260,610	\$ 832,976,250
State/Local Agencies	13063BHY1	CA ST RANS	11/23/10	6/28/11	0.08	3.00	\$ 15,000,000	\$ 15,110,250	\$ 15,013,718	\$ 15,028,050
State/Local Agencies	13063BHY1	CA ST RANS	11/23/10	6/28/11	0.08	3.00	10,000,000	10,073,500	10,009,145	10,018,700
State/Local Agencies	13063BHY1	CA ST RANS	4/25/11	6/28/11	0.08	3.00	5,000,000	5,021,550	5,071,968	5,009,350
State/Local Agencies	13063BHY1	CA ST RANS	5/4/11	6/28/11	0.08	3.00	2,150,000	2,157,740	2,182,427	2,154,021
State/Local Agencies	13063BHY1	CA ST RANS	5/6/11	6/28/11	0.08	3.00	5,645,000	5,664,983	5,731,272	5,655,556
State/Local Agencies	13063BHY1	CA ST RANS	5/12/11	6/28/11	0.08	3.00	2,035,000	2,041,512	2,067,175	2,038,805
Subtotals					0.08	3.00	\$ 39,830,000	\$ 40,069,535	\$ 40,075,705	\$ 39,904,482
Public Time Deposits		FIRST NATIONAL BANK PTD	7/31/10	7/31/11	0.17	0.70	\$ 5,000,000	\$ 5,000,000	\$ 5,000,000	\$ 5,000,000
Public Time Deposits		FIRST NATIONAL BANK PTD	8/4/10	8/4/11	0.18	0.70	5,000,000	5,000,000	5,000,000	5,000,000
Public Time Deposits		BANK OF SAN FRANCISCO CD	5/18/11	5/18/12	0.96	0.75	100,000	100,000	100,000	100,000
Subtotals					0.18	0.70	\$ 10,100,000	\$ 10,100,000	\$ 10,100,000	\$ 10,100,000
Negotiable CDs	06417DK61	BANK OF NOVA SCOTIA YCD	3/23/11	6/10/11	0.03	0.24	\$ 100,000,000	\$ 100,000,000	\$ 100,000,000	\$ 99,998,000
Negotiable CDs	05572NDR4	BNP PARIBAS YCD	5/27/11	6/10/11	0.03	0.12	50,000,000	50,000,000	50,000,000	49,999,000
Negotiable CDs	83369RN72	SOCIETE GENERALE YCD	5/27/11	6/10/11	0.03	0.14	50,000,000	50,000,000	50,000,000	49,999,000
Negotiable CDs	00279HVH6	ABBEY NATL TREASURY SERV YCD	4/26/11	6/13/11	0.04	0.58	24,650,000	24,657,537	24,692,789	24,649,343
Negotiable CDs	22532Y5K8	CREDIT AGRICOLE CIB YCD	4/27/11	6/13/11	0.04	0.18	50,000,000	50,000,653	50,000,167	49,998,667
Negotiable CDs	06740MZS5	BARCLAYS BANK PLC NY YCD	4/26/11	6/27/11	0.07	0.18	50,000,000	50,000,000	50,000,000	49,997,111
Negotiable CDs	78009J2E4	RBC CAL MKTS NCD FRN MON	12/28/10	6/28/11	0.08	0.21	50,000,000	50,000,000	50,000,000	50,005,108
Negotiable CDs	78009JY90	RBC CAP MKTS NCD	12/9/10	9/6/11	0.26	0.15	50,000,000	50,000,000	50,000,000	49,999,551
Negotiable CDs	25152XMF4	DEUTSCHE BANK NCD FRN QTR	12/28/10	9/28/11	0.33	0.31	100,000,000	100,000,000	100,000,000	100,051,821
Negotiable CDs	0605C02G6	BANK AMERICA YCD	9/2/10	9/4/12	1.25	0.75	25,000,000	25,000,000	25,000,000	25,095,550
Subtotals					0.14	0.24	\$ 549,650,000	\$ 549,658,189	\$ 549,692,956	\$ 549,793,151
Commercial Paper	06416KTA8	BANK OF NOVA SCOTIA DISC CP	4/27/11	6/10/11	0.03	0.14	\$ 50,000,000	\$ 49,991,444	\$ 49,991,444	\$ 49,997,750
Commercial Paper	22532CTH7	CREDIT AGRICOLE DISC CP	3/23/11	6/17/11	0.05	0.31	100,000,000	99,925,944	99,925,944	99,992,000
Commercial Paper	22532CWK6	CREDIT AGRICOLE DISC CP	3/23/11	9/19/11	0.30	0.32	50,000,000	49,877,500	49,877,500	49,961,806
Subtotals					0.11	0.27	\$ 200,000,000	\$ 199,794,889	\$ 199,794,889	\$ 199,951,556
Money Market Funds		PFM PRIME FUND 06 30 11	7/23/10	6/1/11	0.00	0.12	\$ 2,282,267	\$ 2,282,267	\$ 2,282,267	\$ 2,282,267
Subtotals					0.00	0.12	\$ 2,282,267	\$ 2,282,267	\$ 2,282,267	\$ 2,282,267
Grand Totals					1.82	1.39	\$ 4,701,467,267	\$ 4,721,128,365	\$ 4,708,381,589	\$ 4,739,873,392

Monthly Investment Earnings

Pooled Fund

For month ended May 31, 2011

Type of Investment	GUSIP	Issue Name	Par Value	Coupon	YTM ¹	Settle Date	Maturity Date	Earned Interest	Amort. Expense	Realized Gain/(Loss)	Earned Income /Net Earnings
U.S. Treasuries	9127952Q3	US TSY BILL	-	0.02	0.02	4/28/11	5/12/11	267	-	-	267
U.S. Treasuries	9127952S9	US TSY BILL	-	0.02	0.02	4/28/11	5/26/11	781	-	-	781
U.S. Treasuries	9127952U4	US TSY BILL	50,000,000	0.02	0.02	4/28/11	6/9/11	753	-	-	753
U.S. Treasuries	9127952V2	US TSY BILL	50,000,000	0.02	0.02	4/28/11	6/16/11	753	-	-	753
U.S. Treasuries	912828LF5	US TSY NT	30,000,000	1.13	0.96	12/31/10	6/30/11	28,902	(4,099)	-	24,803
U.S. Treasuries	912795X22	US TSY BILL	25,000,000	0.00	0.01	5/13/11	6/30/11	132	-	-	132
U.S. Treasuries	912828LV0	US TSY NT	100,000	1.00	0.83	10/29/09	8/31/11	84	(15)	-	70
U.S. Treasuries	912828LV0	US TSY NT	99,900,000	1.00	0.83	10/29/09	8/31/11	84,155	(13,882)	-	70,273
U.S. Treasuries	912828KA7	US TSY NT	50,000,000	1.13	0.75	12/9/09	12/15/11	47,905	(15,959)	-	31,946
U.S. Treasuries	912828LB4	US TSY NT	50,000,000	1.50	1.11	3/23/10	7/15/12	64,227	(16,194)	-	48,033
U.S. Treasuries	912828PJ3	US TSY NT	50,000,000	1.38	1.58	12/16/10	11/30/15	58,541	8,229	-	66,770
U.S. Treasuries	912828PJ3	US TSY NT	50,000,000	1.38	1.58	12/16/10	11/30/15	58,541	8,229	-	66,770
U.S. Treasuries	912828PJ3	US TSY NT	50,000,000	1.38	2.00	12/23/10	11/30/15	58,541	25,119	-	83,659
Subtotals			\$ 506,000,000					\$ 403,582	\$ (8,572)	\$ -	\$ 395,010
Federal Agencies	313384GA1	FHLB DISC NT	\$ -	0.00	0.11	3/23/11	5/25/11	\$ 7,133	\$ -	\$ -	\$ 7,133
Federal Agencies	3128X8P22	FHLMC BONDS	28,600,000	1.13	0.71	11/20/09	6/1/11	26,813	(9,971)	-	16,842
Federal Agencies	313396GR8	FHLMC DISC NT	50,000,000	0.00	0.03	4/29/11	6/9/11	1,292	-	-	1,292
Federal Agencies	31331YZ86	FFCB BULLET	50,000,000	3.88	0.78	11/19/09	8/25/11	161,458	(130,210)	-	31,249
Federal Agencies	3134A4JT2	FHLMC BONDS	20,000,000	5.75	1.07	6/10/10	1/15/12	95,833	(78,541)	-	17,293
Federal Agencies	31331JGD9	FFCB 2 YEAR BULLET FIXED	17,050,000	0.95	1.05	3/9/10	3/5/12	13,498	1,447	-	14,945
Federal Agencies	31331JGD9	FFCB 2 YEAR BULLET FIXED	58,000,000	0.95	1.04	3/9/10	3/5/12	45,917	4,526	-	50,443
Federal Agencies	880591DT6	TENN VALLEY AUTHORITY	20,500,000	6.79	0.72	8/4/10	5/23/12	115,996	(104,838)	-	11,158
Federal Agencies	31398A6V9	FNMA FRN QTR FF+20	50,000,000	0.21	0.21	12/21/10	12/3/12	8,875	-	-	8,875
Federal Agencies	31398A6V9	FNMA FRN QTR FF+20	50,000,000	0.21	0.21	12/23/10	12/3/12	8,951	-	-	8,951
Federal Agencies	31331G2R9	FFCB	37,000,000	1.88	1.53	3/26/10	12/7/12	57,813	(10,471)	-	47,342
Federal Agencies	31331JAB9	FFCB BULLET	50,000,000	1.63	1.59	4/16/10	12/24/12	67,708	(1,530)	-	66,179
Federal Agencies	3134G1U69	FHLMC FRN QTR FF+19	50,000,000	0.28	0.28	1/11/11	1/10/13	12,159	-	-	12,159
Federal Agencies	3134G1U69	FHLMC FRN QTR FF+19	50,000,000	0.28	0.29	1/12/11	1/10/13	12,159	429	-	12,589
Federal Agencies	3134G1U69	FHLMC FRN QTR FF+19	35,000,000	0.28	0.26	3/22/11	1/10/13	8,512	(748)	-	7,764
Federal Agencies	31398AF23	FNMA	50,000,000	1.80	1.80	2/8/10	2/8/13	75,000	-	-	75,000
Federal Agencies	31398AF23	FNMA	25,000,000	1.80	1.82	2/8/10	2/8/13	37,500	354	-	37,854
Federal Agencies	3137EABM0	FHLMC BONDS	25,000,000	3.75	0.69	5/13/11	6/28/13	46,875	(39,327)	-	7,548
Federal Agencies	3134G1KL7	FHLMC BONDS CALL	50,000,000	1.50	1.50	7/12/10	7/12/13	62,500	-	-	62,500
Federal Agencies	3134G1KL7	FHLMC BONDS CALL	50,000,000	1.50	1.50	7/12/10	7/12/13	62,500	-	-	62,500
Federal Agencies	31398AV90	FNMA CALL	25,000,000	1.30	1.32	7/16/10	7/16/13	27,083	354	-	27,437
Federal Agencies	31398AV90	FNMA CALL	50,000,000	1.30	1.32	7/16/10	7/16/13	54,167	707	-	54,874
Federal Agencies	3134G2BC5	FHLMC STRNT	22,850,000	0.50	0.50	3/30/11	9/30/13	9,521	-	-	9,521
Federal Agencies	3136FPYX9	FNMA	50,000,000	0.50	0.50	12/3/10	12/3/13	20,833	-	-	20,833
Federal Agencies	31315PLT4	FARMER MAC	35,000,000	1.25	1.30	12/6/10	12/6/13	36,458	1,366	-	37,824
Federal Agencies	31331J6A6	FFCB	75,000,000	1.30	1.31	12/23/10	12/23/13	81,250	663	-	81,913
Federal Agencies	313371UC8	FHLB	75,000,000	0.88	0.93	11/18/10	12/27/13	54,688	3,687	-	58,375
Federal Agencies	3136FP4E4	FNMA AMORT TO CALL	30,000,000	1.75	1.56	1/28/11	12/30/13	43,750	(32,009)	-	11,741
Federal Agencies	3135G0AZ6	FNMA FRN QTR T-BILL+21	25,000,000	0.15	0.17	3/4/11	3/4/14	3,174	424	-	3,598
Federal Agencies	3135G0AZ6	FNMA FRN QTR T-BILL+21	25,000,000	0.15	0.16	3/4/11	3/4/14	3,174	212	-	3,386
Federal Agencies	31398A3R1	FNMA AMORT TO CALL	24,500,000	1.35	1.27	11/10/10	3/21/14	27,563	-	-	27,563

Monthly Investment Earnings Pooled Fund

Type of Investment	CUSIP	Issue Name	Par Value	Coupon	YTM ¹	Settle Date	Maturity Date	Earned Interest	Amort. Expense	Realized Gain/(Loss)	Earned Income /Net Earnings
Federal Agencies	313373JT0	FHLB STEP NT CALL	42,000,000	0.75	0.75	4/28/11	4/28/14	26,250	-	-	26,250
Federal Agencies	3134G1GX6	FHLMC BONDS	37,900,000	2.05	2.05	6/30/10	6/30/14	64,746	-	-	64,746
Federal Agencies	3133724E1	FHLB	50,000,000	1.21	1.21	12/31/10	6/30/14	50,417	-	-	50,417
Federal Agencies	3136FM3R3	FNMA AMORT TO CALL	53,270,000	1.75	1.63	8/18/10	8/18/14	77,685	(20,178)	-	57,507
Federal Agencies	313370JS8	FHLB	26,095,000	1.38	1.34	12/8/10	9/12/14	29,901	(769)	-	29,132
Federal Agencies	31398A3Q3	FNMA AMORT TO CALL	27,435,000	1.50	1.31	11/4/10	9/23/14	34,294	(18,432)	-	15,862
Federal Agencies	313371CN4	FHLB AMORT TO CALL	45,525,000	1.35	1.31	11/4/10	10/21/14	51,216	(1,580)	-	49,636
Federal Agencies	3128X3L76	FHLMC BONDS	21,910,000	5.00	1.71	12/23/10	11/13/14	91,292	(58,835)	-	32,457
Federal Agencies	3128X3L76	FHLMC BONDS	1,000,000	5.00	1.71	12/23/10	11/13/14	4,167	(2,685)	-	1,481
Federal Agencies	31331J4S9	FFCB	27,000,000	1.40	1.41	12/16/10	12/8/14	31,500	288	-	31,788
Federal Agencies	31331J4S9	FFCB	19,000,000	1.40	1.46	12/8/10	12/8/14	22,167	919	-	23,086
Federal Agencies	313371PC4	FHLB	25,000,000	0.88	1.26	11/22/10	12/12/14	18,229	8,006	-	26,236
Federal Agencies	313371W51	FHLB	50,000,000	1.25	1.39	12/6/10	12/12/14	52,083	5,811	-	57,895
Federal Agencies	313371W51	FHLB	75,000,000	1.25	1.46	12/8/10	12/12/14	78,125	12,887	-	91,012
Federal Agencies	3133XVNU1	FHLB	25,400,000	2.75	1.30	11/23/10	12/12/14	58,208	(30,336)	-	27,872
Federal Agencies	3133XVNU1	FHLB	2,915,000	2.75	1.31	11/23/10	12/12/14	6,680	(3,449)	-	3,231
Federal Agencies	3133XVNU1	FHLB	25,000,000	2.75	1.38	12/8/10	12/12/14	57,292	(28,186)	-	29,106
Federal Agencies	3133XVNU1	FHLB	50,000,000	2.75	1.37	12/8/10	12/12/14	114,583	(56,583)	-	58,000
Federal Agencies	313371W93	FHLB	75,000,000	1.34	1.34	12/15/10	12/15/14	83,750	-	-	83,750
Federal Agencies	31331J6Q1	FFCB	27,175,000	1.72	1.74	12/29/10	12/29/14	38,951	381	-	39,331
Federal Agencies	31331J6Q1	FFCB	70,000,000	1.72	1.72	12/29/10	12/29/14	100,333	238	-	100,571
Federal Agencies	31331JE33	FFCB BD CALL	50,000,000	1.75	1.76	9/16/10	3/16/15	72,917	472	-	73,389
Federal Agencies	3136FMA38	FNMA	49,080,000	2.50	2.53	6/25/10	6/25/15	102,250	1,042	-	103,292
Federal Agencies	3136FMX90	FNMA CALL STEP	25,000,000	1.75	1.75	7/27/10	7/27/15	36,458	-	-	36,458
Federal Agencies	3136FMX90	FNMA CALL STEP	25,000,000	1.75	1.75	7/27/10	7/27/15	36,458	-	-	36,458
Federal Agencies	3136FM6G4	FNMA	25,000,000	2.13	2.13	8/10/10	8/10/15	44,271	-	-	44,271
Federal Agencies	3137EACM9	FHLMC BONDS	50,000,000	1.75	2.17	12/15/10	9/10/15	72,917	17,023	-	89,940
Federal Agencies	313370JB5	FHLB	75,000,000	1.75	2.17	12/15/10	9/11/15	109,375	25,305	-	134,680
Federal Agencies	31315PGT0	FARMER MAC	45,000,000	2.13	2.17	9/15/10	9/15/15	79,688	1,444	-	81,131
Federal Agencies	31398A4M1	FNMA	25,000,000	1.63	2.22	12/15/10	10/26/15	33,854	11,913	-	45,767
Federal Agencies	31398A4M1	FNMA	42,000,000	1.63	2.19	12/23/10	10/26/15	56,875	18,860	-	75,735
Federal Agencies	31398A4M1	FNMA	50,000,000	1.63	2.19	12/23/10	10/26/15	67,708	22,768	-	90,476
Federal Agencies	31331J2R3	FFCB	32,400,000	1.62	1.80	11/16/10	11/16/15	43,740	4,813	-	48,553
Federal Agencies	31331J2S1	FFCB	25,000,000	1.50	2.20	12/15/10	11/16/15	31,250	14,025	-	45,275
Federal Agencies	313371ZY5	FHLB	25,000,000	1.88	1.89	12/3/10	12/11/15	39,063	304	-	39,367
Federal Agencies	313371ZY5	FHLB	50,000,000	1.88	1.93	12/14/10	12/11/15	78,125	2,185	-	80,310
Subtotals			\$2,573,605,000					\$ 3,286,968	\$ (465,823)	\$ -	\$ 2,821,145
TLGP	17313YAC5	CITIGROUP GTD TLGP	\$ 50,000,000	1.25	1.30	6/29/09	6/3/11	\$ 52,083	\$ 1,893	\$ -	\$ 53,977
TLGP	17313YAC5	CITIGROUP GTD TLGP	50,000,000	1.25	1.30	6/29/09	6/3/11	52,083	1,893	-	53,977
TLGP	38146FAF8	GOLDMAN SACHS TLGP	50,000,000	1.63	1.44	4/16/09	7/15/11	67,708	(7,731)	-	59,977
TLGP	61757UAF7	MORGAN STANLEY FDIC GTD TLG	25,000,000	2.00	1.94	3/16/09	9/22/11	41,667	(1,272)	-	40,395
TLGP	36967HAD9	GENERAL ELECTRIC TLGP	50,000,000	3.00	1.61	7/30/09	12/9/11	125,000	(57,631)	-	67,369
TLGP	4042EPAA5	HSBC TLGP	50,000,000	3.13	1.34	9/16/09	12/16/11	130,208	(74,368)	-	55,840
TLGP	36967HAN7	GENL ELEC CAP CORP FDIC TLGP	35,000,000	2.25	2.07	3/24/09	3/12/12	65,625	(5,295)	-	60,330
TLGP	61757UAN0	MORGAN STANLEY FDIC GTD TLGP	25,000,000	0.51	0.35	3/19/09	3/13/12	10,968	(1,147)	-	9,822
TLGP	61757UAP5	MORGAN STANLEY TLGP	20,000,000	2.25	1.32	11/4/09	3/13/12	37,500	(15,565)	-	21,935
TLGP	61757UAP5	MORGAN STANLEY TLGP	50,000,000	2.25	1.31	11/6/09	3/13/12	93,750	(39,166)	-	54,585

Monthly Investment Earnings Pooled Fund

Type of Investment	CUSIP	Issue Name	Par Value	Coupon	YTM ¹	Settle Date	Maturity Date	Earned Interest	Amort. Expense	Realized Gain/(Loss)	Earned Income /Net Earnings
TLGP	905266AA0	UNION BANK TLGP FLOAT	25,000,000	0.51	0.37	3/23/09	3/16/12	10,958	(960)	-	9,998
TLGP	064244AA4	BANK OF THE WEST TLGP	5,000,000	2.15	1.96	4/2/09	3/27/12	8,958	(766)	-	8,192
TLGP	064244AA4	BANK OF THE WEST TLGP	20,000,000	2.15	1.96	4/2/09	3/27/12	35,833	(3,072)	-	32,762
TLGP	90390QAA9	USSA CAPITAL CO	16,000,000	2.24	1.96	4/28/09	3/30/12	29,867	(3,649)	-	26,218
TLGP	17313JAE9	CITIGROUP TLGP	25,000,000	2.13	1.97	4/2/09	4/30/12	44,271	(3,241)	-	41,030
TLGP	06050BAG6	BANK AMERICA CORP TLGP	25,000,000	2.10	1.97	4/2/09	4/30/12	43,750	(2,565)	-	41,185
TLGP	481247AK0	J P MORGAN CHASE TLGP	25,000,000	2.20	2.05	3/24/09	6/15/12	45,833	(3,129)	-	42,704
TLGP	38146FAA9	GOLDMAN SACHS TLGP	50,000,000	3.25	1.23	3/22/10	6/15/12	135,417	(84,148)	-	51,268
TLGP	481247AK0	J P MORGAN TLGP	50,000,000	2.20	1.16	4/21/10	6/15/12	91,667	(43,286)	-	48,381
TLGP	06050BAJ0	BANK AMERICA CORP TLGP	50,000,000	2.38	1.93	4/14/09	6/22/12	98,958	(18,227)	-	80,731
TLGP	36967HBB2	GENERAL ELECTRIC TLGP	25,000,000	2.00	1.41	3/22/10	9/28/12	41,667	(12,319)	-	29,347
TLGP	36967HBB2	GENERAL ELECTRIC TLGP	75,000,000	2.00	1.44	4/20/10	9/28/12	125,000	(35,110)	-	89,890
TLGP	36967HAV9	GENERAL ELECTRIC TLGP	25,000,000	2.13	1.79	11/6/09	12/21/12	44,271	(6,894)	-	37,377
Subtotals			\$ 821,000,000					\$ 1,433,043	\$ (415,753)	\$ -	\$ 1,017,290
State/Local Agencies	13063BHX3	CA ST RANS	\$ -	3.00	1.51	11/23/10	5/25/11	\$ 18,753	\$ (9,784)	\$ -	\$ 8,970
State/Local Agencies	13063BHX3	CA ST RANS	-	3.00	1.51	11/23/10	5/25/11	28,130	(14,675)	-	13,455
State/Local Agencies	13063BHY1	CA ST RANS	15,000,000	3.00	1.76	11/23/10	6/28/11	37,500	(15,750)	-	21,750
State/Local Agencies	13063BHY1	CA ST RANS	10,000,000	3.00	1.76	11/23/10	6/28/11	25,000	(10,500)	-	14,500
State/Local Agencies	13063BHY1	CA ST RANS	5,000,000	3.00	0.53	4/25/11	6/28/11	12,740	(10,438)	-	2,301
State/Local Agencies	13063BHY1	CA ST RANS	2,150,000	3.00	0.60	5/4/11	6/28/11	4,948	(3,940)	-	1,008
State/Local Agencies	13063BHY1	CA ST RANS	5,645,000	3.00	0.55	5/6/11	6/28/11	12,063	(9,803)	-	2,260
State/Local Agencies	13063BHY1	CA ST RANS	2,035,000	3.00	0.51	5/12/11	6/28/11	3,345	(2,771)	-	574
Subtotals			\$ 39,830,000					\$ 142,480	\$ (77,662)	\$ -	\$ 64,818
Public Time Deposits		BANK OF SAN FRANCISCO CD	\$ -	1.65	1.65	5/18/10	5/18/11	\$ 78	\$ -	\$ -	\$ 78
Public Time Deposits		FIRST NATIONAL BANK PTD	5,000,000	0.70	0.70	7/31/10	7/31/11	3,014	-	-	3,014
Public Time Deposits		FIRST NATIONAL BANK PTD	5,000,000	0.70	0.70	8/4/10	8/4/11	3,014	-	-	3,014
Public Time Deposits		BANK OF SAN FRANCISCO CD	100,000	0.75	0.75	5/18/11	5/18/12	29	-	-	29
Subtotals			\$ 10,100,000					\$ 6,135	\$ -	\$ -	\$ 6,135
Negotiable CDs	78009J3V5	RBC YCD	\$ -	0.16	0.16	3/24/11	5/26/11	\$ 5,556	\$ -	\$ -	\$ 5,556
Negotiable CDs	06417DK61	BANK OF NOVA SCOTIA YCD	100,000,000	0.24	0.24	3/23/11	6/10/11	20,667	-	-	20,667
Negotiable CDs	05572NDR4	BNP PARIBAS YCD	50,000,000	0.12	0.12	5/27/11	6/10/11	833	-	-	833
Negotiable CDs	83369RN72	SOCIETE GENERALE YCD	50,000,000	0.14	0.14	5/27/11	6/10/11	972	-	-	972
Negotiable CDs	00279HVH6	ABBAY NATL TREASURY SERV YCD	24,650,000	0.58	0.35	4/26/11	6/13/11	12,311	(4,867)	-	7,444
Negotiable CDs	22532Y5K8	CREDIT AGRICOLE CIB YCD	50,000,000	0.18	0.17	4/27/11	6/13/11	7,750	(430)	-	7,320
Negotiable CDs	06740MZS5	BARCLAYS BANK PLC NY YCD	50,000,000	0.18	0.18	4/26/11	6/27/11	7,750	-	-	7,750
Negotiable CDs	78009J2E4	RBC CAL MKTS NCD FRN MON	50,000,000	0.21	0.21	12/28/10	6/28/11	9,100	-	-	9,100
Negotiable CDs	78009JY90	RBC CAP MKTS NCD	50,000,000	0.15	0.15	12/9/10	9/6/11	6,317	-	-	6,317
Negotiable CDs	25152XMF4	DEUTSCHE BANK NCD FRN QTR	100,000,000	0.31	0.31	12/28/10	9/28/11	26,311	-	-	26,311
Negotiable CDs	0605C02G6	BANK AMERICA YCD	25,000,000	0.75	0.75	9/2/10	9/4/12	16,146	-	-	16,146
Subtotals			\$ 549,650,000					\$ 113,712	\$ (5,298)	\$ -	\$ 108,414
Commercial Paper	0556N1SA2	BNP PARIBAS DISC CP	\$ -	0.12	0.12	4/26/11	5/10/11	\$ 1,500	\$ -	\$ -	\$ 1,500
Commercial Paper	83365SSS3	SOCIETE GENERALE DISC CP	-	0.17	0.17	4/26/11	5/26/11	5,729	-	-	5,729
Commercial Paper	06416KTA8	BANK OF NOVA SCOTIA DISC CP	50,000,000	0.14	0.14	4/27/11	6/10/11	6,028	-	-	6,028
Commercial Paper	22532CTH7	CREDIT AGRICOLE DISC CP	100,000,000	0.31	0.31	3/23/11	6/17/11	26,694	-	-	26,694

Monthly Investment Earnings Pooled Fund

Type of Investment	CUSIP	Issue Name	Par Value	Coupon	YTM ¹	Settle Date	Maturity Date	Earned Interest	Amort. Expense	Realized Gain/(Loss)	Earned Income /Net Earnings
Commercial Paper	22532CWK6	CREDIT AGRICOLE DISC CP	50,000,000	0.32	0.49	3/23/11	9/19/11	21,097	-	-	21,097
Subtotals			\$ 200,000,000					\$ 61,049	\$ -	\$ -	\$ 61,049
Money Market Funds		PFM PRIME FUND 06 30 11	\$ 2,282,267	0.12	0.12	7/23/10	6/1/11	\$ 238	\$ -	\$ -	238
Subtotals			\$ 2,282,267					\$ 238	\$ -	\$ -	\$ 238
Grand Totals			\$4,701,467,267					\$ 5,447,205	\$ (973,107)	\$ -	\$ 4,474,098

¹Yield to maturity is calculated at purchase

Investment Transactions

For month ended May 31, 2011

Transaction	Settle				Beginning	Transactional			(Premium)	(Amort/	Transaction	Ending Par
Type	Date	Type of Investment	CUSIP	Issuer Name	Par Value	Par Value	Interest	Gain/(Loss)	/Discount	Accretion	Amount	Value
Interest	5/2/2011	TLGP	17313UAE9	CITIGROUP TLGP	\$25,000,000	\$ -	\$ 265,625	\$ -	\$ -	\$ -	\$ 265,625	\$25,000,000
Interest	5/2/2011	TLGP	06050BAG6	BANK AMERICA CORP TLGP	25,000,000	-	262,500	-	-	-	262,500	25,000,000
Interest	5/2/2011	Money Market Funds		PFM PRIME FUND 06 30 11	2,282,014	-	253	-	-	-	253	2,282,014
Interest	5/4/2011	Public Time Deposits		FIRST NATIONAL BANK PTD	5,000,000	-	8,653	-	-	-	8,653	5,000,000
Interest	5/13/2011	Federal Agencies	3128X3L76	FHLMC BONDS	21,910,000	-	426,028	-	-	(121,722)	547,750	21,910,000
Interest	5/13/2011	Federal Agencies	3128X3L76	FHLMC BONDS	1,000,000	-	19,444	-	-	(5,556)	25,000	1,000,000
Interest	5/16/2011	Federal Agencies	31331J2R3	FFCB	32,400,000	-	262,440	-	-	-	262,440	32,400,000
Interest	5/16/2011	Federal Agencies	31331J2S1	FFCB	25,000,000	-	157,292	-	-	(31,250)	186,542	25,000,000
Interest	5/23/2011	Federal Agencies	880591DT6	TENN VALLEY AUTHORITY	20,500,000	-	695,975	-	-	-	695,975	20,500,000
Interest	5/31/2011	U.S. Treasuries	912828PJ3	US TSY NT	50,000,000	-	313,530	-	-	(30,220)	343,750	50,000,000
Interest	5/31/2011	U.S. Treasuries	912828PJ3	US TSY NT	50,000,000	-	313,530	-	-	(30,220)	343,750	50,000,000
Interest	5/31/2011	U.S. Treasuries	912828PJ3	US TSY NT	50,000,000	-	300,309	-	-	(43,441)	343,750	50,000,000
Interest	5/31/2011	Negotiable CDs	78009J2E4	RBC CAL MKTS NCD FRN MON	50,000,000	-	9,687	-	-	-	9,687	50,000,000
Reinvestment	5/2/2011	Money Market Funds		PFM PRIME FUND 06 30 11	2,282,014	253	-	-	-	-	(253)	2,282,267
Purchase	5/4/2011	State/Local Agencies	13063BHY1	CA ST RANS	25,000,000	2,150,000	-	-	(36,367)	-	(2,186,367)	27,150,000
Purchase	5/6/2011	State/Local Agencies	13063BHY1	CA ST RANS	27,150,000	5,645,000	-	-	(96,075)	-	(5,741,075)	32,795,000
Purchase	5/12/2011	State/Local Agencies	13063BHY1	CA ST RANS	32,795,000	2,035,000	-	-	(34,946)	-	(2,069,946)	34,830,000
Purchase	5/13/2011	Federal Agencies	3137EABM0	FHLMC BONDS	-	25,000,000	-	-	(1,959,813)	-	(26,959,813)	25,000,000
Purchase	5/13/2011	U.S. Treasuries	912795X22	US TSY BILL	-	25,000,000	-	-	333	-	(24,999,667)	25,000,000
Purchase	5/18/2011	Public Time Deposits		BANK OF SAN FRANCISCO CD	-	100,000	-	-	-	-	(100,000)	100,000
Purchase	5/27/2011	Negotiable CDs	05572NDR4	BNP PARIBAS YCD	-	50,000,000	-	-	-	-	(50,000,000)	50,000,000
Purchase	5/27/2011	Negotiable CDs	83369RN72	SOCIETE GENERALE YCD	-	50,000,000	-	-	-	-	(50,000,000)	50,000,000
Maturity	5/10/2011	Commercial Paper	0556N1SA2	BNP PARIBAS DISC CP	50,000,000	(50,000,000)	2,333	-	-	-	50,000,000	-
Maturity	5/12/2011	U.S. Treasuries	9127952Q3	US TSY BILL	50,000,000	(50,000,000)	340	-	-	-	50,000,000	-
Maturity	5/18/2011	Public Time Deposits		BANK OF SAN FRANCISCO CD	100,000	(100,000)	215	-	-	-	100,215	-
Maturity	5/25/2011	State/Local Agencies	13063BHX3	CA ST RANS	10,000,000	(10,000,000)	150,411	-	-	-	10,150,411	-
Maturity	5/25/2011	State/Local Agencies	13063BHX3	CA ST RANS	15,000,000	(15,000,000)	225,616	-	-	-	15,225,616	-
Maturity	5/25/2011	Federal Agencies	3133B4GA1	FHLB DISC NT	100,000,000	(100,000,000)	18,725	-	-	-	100,000,000	-
Maturity	5/26/2011	Negotiable CDs	78009J3V5	RBC YCD	50,000,000	(50,000,000)	14,000	-	-	-	50,014,000	-
Maturity	5/26/2011	Commercial Paper	83365SSS3	SOCIETE GENERALE DISC CP	50,000,000	(50,000,000)	6,875	-	-	-	50,000,000	-
Maturity	5/26/2011	U.S. Treasuries	9127952S9	US TSY BILL	50,000,000	(50,000,000)	875	-	-	-	50,000,000	-
Amortization	5/25/2011	State/Local Agencies	13063BHX3	CA ST RANS	-	-	-	-	-	(74,600)	-	-
Amortization	5/25/2011	State/Local Agencies	13063BHX3	CA ST RANS	-	-	-	-	-	(111,900)	-	-
Adjustment	5/25/2011	State/Local Agencies	13063BHX3	CA ST RANS	-	-	(1,247)	-	-	-	-	-
Adjustment	5/25/2011	State/Local Agencies	13063BHX3	CA ST RANS	-	-	(1,870)	-	-	-	-	-
Grand Totals	8	Purchases				\$ (215,169,747)	\$ 3,461,541	\$ -	\$ (2,126,868)	\$ (448,908)	\$ 216,730,797	
	0	Sales										
	9	Maturities / Calls										
	(1)	Change in number of positions										



To: Linda Wong/BOS/SFGOV,
Cc:
Bcc:
Subject: File 110401 Urging you to OPPOSE proposed Charter amendment (File #110401)

From: Jack Barry <jack@barryhillrealtors.com>
To: Eric.L.Mar@sfgov.org, Mark.Farrell@sfgov.org, David.Chiu@sfgov.org, Carmen.Chu@sfgov.org,
Ross.Mirkarimi@sfgov.org, Jane.Kim@sfgov.org, Sean.Elsbernd@sfgov.org,
Scott.Wiener@sfgov.org, David.Campos@sfgov.org, Malia.Cohen@sfgov.org,
John.Avalos@sfgov.org, Board.of.Supervisors@sfgov.org
Cc: Judy Berkowitz <sfjberk@mac.com>
Date: 06/16/2011 11:28 AM
Subject: Urging you to OPPOSE proposed Charter amendment (File #110401) *Bletters*
Sent by: jackbarry99@gmail.com

Supervisors,

I strongly urge you to oppose Supervisor Wiener's proposed Charter amendment (File #110401) that would remove a valuable check and balance of power to amend / repeal ordinances already approved by the voters.

I appreciate Supervisor Wiener's solicitude for saving the voters from too much work in voting on things..... but, more so, I appreciate his sense of humor.
jack barry in the Sunset..



To: Linda Wong/BOS/SFGOV,
Cc:
Bcc:
Subject: File 110401: Urge You To OPPOSE: File No. 110401 (Wiener) Legislation

From: ".\)" <gumby5@att.net>
To: <Eric.L.Mar@sfgov.org>, <Mark.Farrell@sfgov.org>, <David.Chiu@sfgov.org>, <Carmen.Chu@sfgov.org>, <Ross.Mirkarimi@sfgov.org>, <Jane.Kim@sfgov.org>, <Sean.Elsbernd@sfgov.org>, <Scott.Wiener@sfgov.org>, <David.Campos@sfgov.org>, <Malia.Cohen@sfgov.org>, <John.Avalos@sfgov.org>, <Board.of.Supervisors@sfgov.org>
Date: 06/16/2011 10:30 AM
Subject: Urge You To OPPOSE: File No. 110401 (Wiener) Legislation

Supervisor,
I strongly urge you to oppose Supervisor Wiener's proposed Charter amendment (File #110401) that would remove a valuable check and balance of power to amend / repeal ordinances already approved by the voters.
Rose Hillson
Member, Jordan Park Improvement Association



To: Linda Wong/BOS/SFGOV,
Cc:
Bcc:
Subject: SFBOS File #110401 - against

From: Aaron Goodman <amgodman@yahoo.com>
To: Eric.L.Mar@sfgov.org, Mark.Farrell@sfgov.org, David.Chiu@sfgov.org, Carmen.Chu@sfgov.org,
Ross.Mirkarimi@sfgov.org, Jane.Kim@sfgov.org, Sean.Elsbernd@sfgov.org,
Scott.Wiener@sfgov.org, David.Campos@sfgov.org, Malia.Cohen@sfgov.org,
John.Avalos@sfgov.org, Board.of.Supervisors@sfgov.org
Date: 06/16/2011 07:36 AM
Subject: SFBOS File #110401 - against

San Francisco Supervisors,

RE: BoS File #110401

Rules Committee Thursday June 16 1:30PM Room 263 City Hall

I strongly urge you to **oppose** Supervisor Wiener's proposed Charter amendment (File #110401) that would remove a valuable check and balance of power to amend / repeal ordinances already approved by the voters. I support the position of CSFN and SFT on this grave negative impacting legislation on community and neighborhood legislative decision making.

Sincerely

Aaron Goodman
25 Lisbon St. SF, CA 94112

Board Member SF Tommorrow
PmAC Parkmerced Action Coalition



To: Linda Wong/BOS/SFGOV,
Cc:
Bcc:
Subject: Fole 110401 emails

From: Thomas Maureen <maureenonliberty@earthlink.net>
To: Eric.L.Mar@sfgov.org, Mark.Farrell@sfgov.org, David.Chiu@sfgov.org, Carmen.Chu@sfgov.org,
Ross.Mirkarimi@sfgov.org, Jane.Kim@sfgov.org, Sean.Elsbernd@sfgov.org,
Scott.Wiener@sfgov.org, David.Campos@sfgov.org, Malia.Cohen@sfgov.org,
John.Avalos@sfgov.org, Board.of.Supervisors@sfgov.org
Date: 06/16/2011 07:06 AM
Subject: Urging you to OPPOSE proposed Charter amendment (File #110401)

Supervisors,

I strongly urge you to oppose Supervisor Wiener's proposed Charter amendment (File #110401) that would remove a valuable check and balance of power to amend / repeal ordinances already approved by the voters. This amendment is not sufficiently clear in its purpose and may restrict San Francisco City government from enacting the will and vote of the residents.

Maureen and Victor Thomas
989 20th Street, #569
San Francisco, CA 94107
415-282-0731

From: Norman Kondy <nkondy@sbcglobal.net>
To: Eric.L.Mar@sfgov.org, Mark.Farrell@sfgov.org, David.Chiu@sfgov.org, Carmen.Chu@sfgov.org,
Ross.Mirkarimi@sfgov.org, Jane.Kim@sfgov.org, Sean.Elsbernd@sfgov.org,
Scott.Wiener@sfgov.org, David.Campos@sfgov.org, Malia.Cohen@sfgov.org,
John.Avalos@sfgov.org, Board.of.Supervisors@sfgov.org
Date: 06/16/2011 07:13 AM
Subject: Urging you to OPPOSE proposed Charter amendment (File #110401)

Supervisor,

I strongly urge you to oppose Supervisor Wiener's proposed Charter amendment (File #110401) that would remove a valuable check and balance of power to amend / repeal ordinances already approved by the voters.

Norman Kondy
President
Lincoln Park Homeowners Association



To: Linda Wong/BOS/SFGOV,
Cc:
Bcc:
Subject: File 110401 emails

From: "Kathy Howard" <kathyhoward@earthlink.net>
To: <Board.of.Supervisors@sfgov.org>
Date: 06/15/2011 07:08 PM
Subject: Please Reject: BOS File #110401

Supervisor,

Please reject proposed Charter amendment (File #110401).

Katherine Howard

SF, CA

From: David Heller <david@beautynetwork.com>
To: Eric.L.Mar@sfgov.org, Mark.Farrell@sfgov.org, David.Chiu@sfgov.org, Carmen.Chu@sfgov.org, Ross.Mirkarimi@sfgov.org, Jane.Kim@sfgov.org, Sean.Elsbernd@sfgov.org, Scott.Wiener@sfgov.org, David.Campos@sfgov.org, Malia.Cohen@sfgov.org, John.Avalos@sfgov.org, Board.of.Supervisors@sfgov.org
Date: 06/15/2011 07:09 PM
Subject: Urging you to OPPOSE proposed Charter amendment (File #110401)

Supervisor,

I strongly urge you to oppose Supervisor Wiener's proposed Charter amendment (File #110401) that would remove a valuable check and balance of power to amend / repeal ordinances already approved by the voters.

.....
David Heller, President
Greater Geary Boulevard Merchants
and Property Owners Association

P.O. Box 210747
San Francisco, CA 94121

415.387.1477 Phone

415.387.1324 Fax

415.517.2573 Cell

david@beautynetwork.com

Click here to visit our website: www.gearyblvd.org

Click here to visit our website: www.savegearyblvd.com

CONFIDENTIALITY: This email contains proprietary information and may be confidential. If you are not the intended recipient of this email, any DISTRIBUTION OR COPYING OF THIS MESSAGE IS PROHIBITED. If you received this message in error, please delete it, along with any attachments,

From: Avrum Shepard <ashepard@well.com>
To: Eric.L.Mar@sfgov.org, Mark.Farrell@sfgov.org, David.Chiu@sfgov.org, Carmen.Chu@sfgov.org, Ross.Mirkarimi@sfgov.org, Jane.Kim@sfgov.org, Sean.Elsbernd@sfgov.org, Scott.Wiener@sfgov.org, David.Campos@sfgov.org, Malia.Cohen@sfgov.org, John.Avalos@sfgov.org, Board.of.Supervisors@sfgov.org
Date: 06/15/2011 07:25 PM
Subject: Urging you to OPPOSE proposed Charter amendment (File #110401)

Supervisor,

I strongly urge you to oppose Supervisor Wiener's proposed Charter amendment

(File #110401) that would remove a valuable check and balance of power to amend / repeal ordinances already approved by the voters.

Avrum Shepard
1037 Portola Dr
San Francisco, CA 94127
(415) 661-9255

From: "Wolfgang Liebelt" <wolflieb@earthlink.net>
To: Eric.L.Mar@sfgov.org, Mark.Farrell@sfgov.org, David.Chiu@sfgov.org, "Carmen. Chu" <Carmen.Chu@sfgov.org>, Ross.Mirkarimi@sfgov.org, Jane.Kim@sfgov.org, "Sean. Elsbernd" <Sean.Elsbernd@sfgov.org>, Scott.Wiener@sfgov.org, David.Campos@sfgov.org, Malia.Cohen@sfgov.org, John.Avalos@sfgov.org, Board.of.Supervisors@sfgov.org
Date: 06/15/2011 07:43 PM
Subject: Urging you to OPPOSE proposed Charter amendment (File #110401)

Supervisor,

I strongly urge you to oppose Supervisor Wiener's proposed Charter amendment (File #110401) that would remove a valuable check and balance of power to amend / repeal ordinances already approved by the voters.

wolfgang liebelt

Wolfgang Liebelt

From: Kathy Devincenzi <krdevincenzi@gmail.com>
To: Eric.L.Mar@sfgov.org, Mark.Farrell@sfgov.org, David.Chiu@sfgov.org, Carmen.Chu@sfgov.org, Ross.Mirkarimi@sfgov.org, Jane.Kim@sfgov.org, Sean.Elsbernd@sfgov.org, Scott.Wiener@sfgov.org, David.Campos@sfgov.org, Malia.Cohen@sfgov.org, John.Avalos@sfgov.org, Board.of.Supervisors@sfgov.org
Date: 06/15/2011 08:16 PM
Subject: Urging you to OPPOSE proposed Charter amendment (File #110401)

Supervisor,

I strongly urge you to oppose Supervisor Wiener's proposed Charter amendment (File #110401) that would remove a valuable check and balance of power to amend / repeal ordinances already approved by the voters.

Kathryn Devincenzi
22 Iris Avenue
San Francisco, CA 94118

From: "Marston Nauman" <nauman25@sbcglobal.net>
To: <Eric.L.Mar@sfgov.org>, <Mark.Farrell@sfgov.org>, <David.Chiu@sfgov.org>, <Carmen.Chu@sfgov.org>, <Ross.Mirkarimi@sfgov.org>, <Jane.Kim@sfgov.org>, <Sean.Elsbernd@sfgov.org>, <Scott.Wiener@sfgov.org>, <David.Campos@sfgov.org>, <Malia.Cohen@sfgov.org>, <John.Avalos@sfgov.org>, <Board.of.Supervisors@sfgov.org>
Date: 06/15/2011 08:45 PM
Subject: OPPOSE SUPERVISOR WIENER'S PROPOSED CHARTER AMENDMENT (FILE #110401)

Supervisor,

I strongly urge you to oppose Supervisor Wiener's proposed Charter amendment (File #110401) that would remove a valuable check and balance of power to amend / repeal ordinances already approved by the voters.

Sandra and Marston Nauman
1050 Chestnut Street
San Francisco, CA 94109

From: "joannburke@att.net" <joannburke@att.net>
To: Eric.L.Mar@sfgov.org, Mark.Farrell@sfgov.org, David.Chiu@sfgov.org, Carmen.Chu@sfgov.org,
Ross.Mirkarimi@sfgov.org, Jane.Kim@sfgov.org, Sean.Elsbernd@sfgov.org,
Scott.Wiener@sfgov.org, David.Campos@sfgov.org, Malia.Cohen@sfgov.org,
John.Avalos@sfgov.org, Board.of.Supervisors@sfgov.org
Date: 06/15/2011 10:36 PM
Subject: Urging you to OPPOSE proposed Charter amendment (File #110401)

Supervisor,

I strongly urge you to oppose Supervisor Wiener's proposed Charter amendment (File #110401) that would remove a valuable check and balance of power to amend / repeal ordinances already approved by the voters.

Thank you, JoAnn Burke, 2647 16th Ave. SF 94116

From: "info@hearrecords.com" <info@hearrecords.com>
To: Eric.L.Mar@sfgov.org, Mark.Farrell@sfgov.org, David.Chiu@sfgov.org, Carmen.Chu@sfgov.org,
Ross.Mirkarimi@sfgov.org, Jane.Kim@sfgov.org, Sean.Elsbernd@sfgov.org,
Scott.Wiener@sfgov.org, David.Campos@sfgov.org, Malia.Cohen@sfgov.org,
John.Avalos@sfgov.org, Board.of.Supervisors@sfgov.org
Date: 06/16/2011 01:08 PM
Subject: Urging you to OPPOSE proposed Charter amendment (File #110401)

Supervisor,

I strongly urge you to oppose Supervisor Wiener's proposed Charter amendment (File #110401) that would remove a valuable check and balance of power to amend / repeal ordinances already approved by the voters.

Kathy Denny
Western Addition
info@hearrecords.com



To: Linda Wong/BOS/SFGOV,
Cc:
Bcc:
Subject: File 110401

From: Shari Steiner <shari@movedoc.com>
To: Eric.L.Mar@sfgov.org, Mark.Farrell@sfgov.org, David.Chiu@sfgov.org, Carmen.Chu@sfgov.org,
Ross.Mirkarimi@sfgov.org, Jane.Kim@sfgov.org, Sean.Elsbernd@sfgov.org,
Scott.Wiener@sfgov.org, David.Campos@sfgov.org, Malia.Cohen@sfgov.org,
John.Avalos@sfgov.org, Board.of.Supervisors@sfgov.org
Date: 06/16/2011 01:51 PM
Subject: Please OPPOSE proposed Charter amendment (File #110401)

Dear Supervisor,

My husband & I are long time San Francisco voters, and we strongly urge you to oppose Supervisor Wiener's proposed Charter amendment (File #110401) that would remove a valuable check and balance of power to amend // repeal ordinances already approved by the voters.

Shari & Clyde Steiner
Liberty Hill Neighborhood Association
zip 94110
contact shari@movedoc.com

From: Lina <linda@movedoc.com>
To: Eric.L.Mar@sfgov.org, Mark.Farrell@sfgov.org, David.Chiu@sfgov.org, Carmen.Chu@sfgov.org,
Ross.Mirkarimi@sfgov.org, Jane.Kim@sfgov.org, Sean.Elsbernd@sfgov.org,
Scott.Wiener@sfgov.org, David.Campos@sfgov.org, Malia.Cohen@sfgov.org,
John.Avalos@sfgov.org, Board.of.Supervisors@sfgov.org
Date: 06/16/2011 02:11 PM
Subject: OPPOSE Charter amendment (File #110401)

SF Supervisors,

I strongly urge you to oppose Supervisor Wiener's proposed Charter amendment (File #110401) that would remove a valuable check and balance of power to amend / repeal ordinances already approved by the voters.

Linda Tan zip 94123
linda@movedoc.com



To: BOS Constituent Mail Distribution, Linda Wong/BOS/SFGOV,
Cc:
Bcc:
Subject: File 110401: Sup. Wiener's Legislation 110401

From: Ted Loewenberg <tedlsf@sbcglobal.net>
To: Board.of.Supervisors@sfgov.org, mayoredwinlee@sfgov.org
Date: 06/16/2011 11:01 AM
Subject: Sup. Wiener's Legislation 110401

Supervisors,

I urge you to pass Sup. Wiener's legislation to act on certain initiatives after three to seven years, as the measure specifies. It makes the city more manageable by the persons (YOU) that we elect to manage public affairs.

Voters pass initiatives in the context of their time. The current system essentially freezes those policies in place forever, leading to a more and more Byzantine, archaic and convoluted set of City codes. The result is a patch-work quilt of often conflicting directions. At the very best, your options to manage different challenges in different times can only be result in minor adjustments to the direction of the city. With the power to review and overhaul legislation that has outlived its usefulness, your successors can deal with problems they face by making major adjustments to policies and streamline the codes to reduce the inhibition of old language that no longer serves the people of San Francisco.

It should also be noted that Mr. Wiener's measure does not prevent voters in the future from using the ballot box to pass legislation. This measure simply makes it possible to free future supervisors from the yoke of past, short sighted mistakes.

I urge you to pass BOS 110401.

Peace,
Ted Loewenberg

--

tedlsf@sbcglobal.net

"It's got to come from the heart, if you want it to work."



To: BOS Constituent Mail Distribution,
Cc:
Bcc:
Subject: What should be investigated in any deadly fire in San Francisco that takes place between 10:00 A.M. and Noon

From: JAMES CORRIGAN <marylouc@mac.com>
To: board.of.supervisors@sfgov.org
Date: 06/15/2011 12:12 PM
Subject: What should be investigated in any deadly fire in San Francisco that takes place between 10:00 A.M. and Noon

Dear Members of the Board of Supervisors:

Some causes of "Flash overs" can occur due to Engine Companies not responding and getting water on the fire quickly enough.

Flashovers can occur if Truck Companies are slow to ventilate a fire building's roof to allow gases to escape.

These are some of the dangerous practices, both for firefighters and civilians, that crews of the SFFD routinely practice every morning between 10:00 A.M. and Noon while shopping. All can see they effect the manpower fighting a fire and initializing the fastest response possible.

1) Some firehouses will send an on duty firefighter in their private vehicle to go out and do the day's shopping between 10 and Noon.

This reduces the manpower on an Engine by 25% between 10 and Noon. It leaves an officer and 1 firefighter to drag heavy hose.

2) Some crews while inside a Supermarket or COSTCO will receive a dispatch. Rather than drop everything and have to stand in a long line again and since most dispatches are false or routine, Company officers will designate one firefighter to remain in the store, finish shopping and "We'll pick you up in 15 minutes."

If it is a Truck Co., it reduces Manpower by 20%. This reduction on a Truck will slow the laddering, ventilation and rescue from a fire building.

3) Some Crews shop great distances from their firehouse in order to get the best price on their meals. Unfortunately, this negates "best response times" as the strategic placement of our emergency vehicles and crews are dangerously out of whack.

Eg. Truck 16 from the Marina, first due at the Palace of Fine Arts, has shopped at COSTCO.

Truck 19 from behind Stonestown, the first due Truck Co. at Lowell High, Lake Merced Manor and S.F. State, routinely shops at 16th & Taraval Sts.

In January of 2011 I notified the Fire Commission Truck 10 from Presidio & Bush was shopping at 7th Ave. and Fulton. A distance so great, Truck 10 would no longer be the first Truck Co to arrive at their own quarters should it have caught fire.

4) The recently new phenomena of on duty firefighters sipping coffee at our attractive coffee bars.

In and unto itself, this may not be a problem, unless the rig is parked down the block or more than one Company is sipping in the same area.

When investigating deadly fires, just where crews were when they got the dispatch and if they responded with a full crew, should be known.

The SFFD will only provide what time the first Engine arrived "on scene." That doesn't tell a great deal of a tragic story.

Sincerely yours,
Jim Corrigan

P.S. Pictures provided upon request.



To: BOS Constituent Mail Distribution, Joy Lamug/BOS/SFGOV,
 Cc:
 Bcc:
 Subject: File 110675: 800 Presidio Ave.

From: "Stephen M. Williams" <smw@stevewilliamsllaw.com>
 To: <David.Chiu@sfgov.org>, <Judson.True@sfgov.org>, <board.of.supervisors@sfgov.org>
 Cc: "Brent Lewellen" <brent@lewellen.biz>, "Kathy Peck" <hear@hearnet.com>, <nbtw@googlegroups.com>, "Sean Millis" <seanmillis@gmail.com>, <gumby5@att.net>, "Dara Kallop" <dara.kallop@gmail.com>, "Lewellen, Brent" <Brent.Lewellen@pgi.com>, "Brian Bates" <brianwbates@hotmail.com>, "Skip Conrad" <mconrad@portoakland.com>, "Andrea Alfonso" <amalfonso@hotmail.com>, "paul scheffer" <paul@paulscheffert.com>, "Sarah L Kerley" <sarah@sarahkerley.com>, "Chris Honeysett" <chrishoneysett@sbcglobal.net>, "Brandy Lee" <brandy.lee@cnb.com>, "BARRY BROWN" <barry9344@sbcglobal.net>, "Nina Edgell" <ninaedgell@comcast.net>, "Laura Wegner" <laura@lilycreativegroup.com>, "Vanessa Conrad" <vconrad@sfwater.org>, "David Miller" <david_miller@worldpantry.com>, "Kamala Tully" <kamalatully@yahoo.com>, <atie972@yahoo.com>, "Kimberley Henningsen" <kimhenningsen@yahoo.com>, "Elaine Lugo" <qumquatoo@yahoo.com>, "Margie Williams" <margie531@comcast.net>, "Bob Patterson" <bob@cinhc.org>, <mkahwaty@aol.com>, "gschickele Schickele" <gails@bayarea.net>, "David Denny" <david@daviddenny.com>, "Renee" <renee.princessrenee@gmail.com>, "Alec Wagner" <alec_wagner@hotmail.com>, "Veronica Lopez" <lopez@mac.com>, "Bill Canihan" <bcanihan@pacbell.net>, "Patrice Motley" <pmotley@pacbell.net>, <bethwells09@comcast.net>, "Chuck Turner" <charlesturner55@att.net>, "Calla Winkler" <cwhappy@comcast.net>, "Roger Miles" <rmiles1600@comcast.net>, <rkostow@alvarezandmarsal.com>, "Michael Hoy" <michaelh@heffins.com>, "Paul Maestre" <paul.maestre@gmail.com>, "Paul Maestre" <pmaestre@mobileiron.com>, "Rich Worner" <worner@sbcglobal.net>, "Kathy Devincenzi" <krdevincenzi@gmail.com>, <greg.scott@us.pwc.com>, <alexvarum@gmail.com>, <alex@alexzecca.com>, <blaten21@gmail.com>, <daratolk@yahoo.com>, <jhealy88@aol.com>, "Raelynn Acosta" <raelynnacosta@hotmail.com>, "John Manley 415-776-9924" <loanagent@comcast.net>, "Nicole Leonard" <nicole.leonard@gmail.com>, <jbentdel@comcast.net>, "Curtis Thompson" <crwthompson@yahoo.com>, "Thomas Phillips" <tphillips@xactlycorp.com>, "Judith Berkowitz" <sfjberk@mac.com>, "hildy burns" <hildyburns27@yahoo.com>, <charles.ferguson@kaydryden.com>, "Bill Woodland" <bill.woodland@gmail.com>, <mondocat@comcast.net>, "Ron Kardon" <ron@wallacerremodeling.com>, <sandyminella@gmail.com>

Date: 06/14/2011 11:20 AM
 Subject: 800 Presidio Ave.

Attached is the Appellants' request for a continuance of the 800 Presidio Ave. Environmental Appeal on today's Board agenda.

Stephen M. Williams
 Law Offices of Stephen M. Williams
 1934 Divisadero Street
 San Francisco, CA 94115
 Phone: (415) 292-3656
 Fax: (415) 776-8047

The information transmitted is intended only for the person or entity to which it is addressed and may contain confidential and/or privileged material. Any review, retransmission, dissemination or other use of, or taking of any action in reliance upon, this information by persons or entities other than the intended recipient is prohibited. If you received this in error, please contact the sender and delete the material from any computer.



800 Presidio Ave. -Request for Contin. 061411.pdf



LAW OFFICES OF
STEPHEN M. WILLIAMS

1934 Divisadero Street | San Francisco, CA 94115 | TEL: 415.292.3656 | FAX: 415.776.8047 | smw@stevewilliamsllaw.com

June 14, 2011

via e-mail/fax/first class mail

David Chiu, President
San Francisco Board of Supervisors
1 Dr. Carlton B. Goodlett Place, City Hall, Room 244
San Francisco, CA 94102

RE: 800 Presidio Ave--Hearing Date: June 14, 2011—Special Order 4:00pm
Appeal of Certification of Environmental Impact Report
Board of Supervisors File Nos. 110675-110678
Request for Continuance until June 21, 2011

Dear President Chiu and Members of the Board of Supervisors:

This office represents the Appellants in the above-noted matter. Appellants have agreed with the Project Sponsor to stipulate to a continuance of the hearing on their appeal so that it may be consolidated with the other hearings and appeals for the project.

We are hopeful the Board can accommodate this request. Thank you for your consideration of our request.

VERY TRULY YOURS,

STEPHEN M. WILLIAMS

CC: Clerk of the Board of Supervisors
Post/Presidio/ Sutter Neighbors

File 110624
Land Use Comm + Clerk
epage

Toshimitsu Tabata
301 Crescent Ct, #3413
San Francisco, CA 94134

June 8, 2011

Land Use & Economic Development Committee
San Francisco Board of Supervisors
City Hall, Room 244
1 Dr. Carlton Goodlett Place
San Francisco, CA 94102-4689

RE: Executive Park Subarea and Special Use District

Dear Messrs. & Mesdames. Supervisors:

This is to respond to the recently proposed amendments to the Executive Park Subarea Plan.

As a local resident in Candlestick Point, I strongly oppose the planning code amendments in the Executive Park Subarea. I believe these amendments would result in a negative aesthetic impact on the scenic views of Bayview Hill and San Francisco Bay. This neighborhood is not like SOMA and needs careful and responsible urban planning in conjunction with the Candlestick Point/Hunters Point Shipyard Development project. I strongly feel that the maximum allowable heights should be kept under the current limit of 40-X and 80-X feet.

I sincerely request the Land Use & Economic Development Committee and San Francisco Board of Supervisors deliberately assess the proposed code amendments about the maximum allowable heights and zoning map and not approve them in order to preserve the Candlestick Point scenic view for our future generations.

Thank you.

Sincerely,


Toshimitsu Tabata

RECEIVED
BOARD OF SUPERVISORS
SAN FRANCISCO
2011 JUN 13 PM 3:07
BY AK



To: BOS Constituent Mail Distribution,
Cc:
Bcc:
Subject: File 110556: West SOMA Stabilization Plan (Item 28 #110556)

From: Dan Murphy <danielmurphy@sbcglobal.net>
To: Board.of.Supervisors@sfgov.org
Date: 06/13/2011 12:43 PM
Subject: West SOMA Stabilization Plan (Item 28 #110556)

Dear Supervisors:

I want to urge you not to adopt the resolution urging that the Planning Commission to embrace the metering policy proposed by the West SOMA Citizens Task Force. First, the resolution essentially 'pre-empts' the public process scheduled for later this year by essentially mandating a policy that has not been adequately vetted in the public domain including impacted stakeholders. Second, as you will hear from the City's Controller's office later this year, sufficient housing supply is critical to enhancing SF's competitiveness in attracting employment from a regional perspective. Finally, the metering concept that overweights land use based on such a high jobs / housing ratio will undoubtedly result in higher relative housing prices over time, furthering the demise of middle income folks who wish to remain in the City. Simply put, this proposal is poor public policy for San Francisco.

With respect,

Dan Murphy
danielmurphy@sbcglobal.net
President and CEO
UrbanGreen Devco LLC
(650) 359-5358, off
(650) 642-0750, cell

San Francisco Animal Rights for Goldfish

terry

to:

general.services, Board.of.Supervisors, ACC, sally.stephens, philip.gerrie

06/17/2011 11:29 AM

Cc:

David.Campos, Scott.Wiener, Mark.Farrell, David.Chiu

Show Details

Why not close all the Zoos, Aquariums, Pet Shops and free all of the birds,lizards,ants crickets,fireflies in cages etc.. The first thing that needs to be done is to free all of the cats which are locked in houses for their entire life because- it is safe and good for them? How would people react to that in San Fran? – I would imagine the excuses and reasons would cover any of the issues of this cruel and unnatural life for cats. San Francisco is by far the most self absorbed, self righteous and stupid city in the U.S

Terry McManus

BOS-11

There were no attachments with this letter per copy. Al Leong 6/15/11

WCS - West Coast Security Service

PO Box 31505
San Francisco, CA 94131-0505

SF: 415.661.6000 CA & NV: 800.408.4080
Fax 415-337-0600 www.westcoastsecurity.com

June 10, 2011

City & County of San Francisco
Dept. of Emergency Management
1011 Turk Street
San Francisco, CA 94102

RE: Alarm Permits

Gentlemen:

Attached is our current list of monitored alarms in San Francisco. I have forwarded copies previously and advised that some accounts you have listed are accounts no longer monitored for quite some time or were never our accounts. The list your office provided does not show any deletions, only additions, which greatly inflates the total figures.

West Coast Security is a small business that I operate from my residence and do not have the staff to supply monthly reports or accounting staffs to collect monthly funds then account and forward them to the City's Tax Collector's office. We have asked the assistance of our clients to forward these fees directly to the Tax Collector with annual reminders, and follow-ups in our newsletter. This ordinance has placed an undue burden on a small business like mine and will greatly increase the cost of doing business in San Francisco. The final outcome is that the City will still get the permit fees.

The main goal of West Coast Security is providing **affordable** common sense security services to our clients.

Regards,



Al Leong

cc: SF Collector (Alarm Permits)
SF Board of Supervisors

RECEIVED
BOARD OF SUPERVISORS
SAN FRANCISCO
2011 JUN 13 PM 3:06
BY Ak

BOS-11 cpage

A. Alberto Castillo Abello File 110144

Peter Claver Community 1340 Golden Gate Avenue, Unit 105, San Francisco, California 94115-8703

Angela Calvillo
Clerk of the Board, Room 244
City Hall
1 Dr. Carlton Goodlet Drive
San Francisco, California 94102

RECEIVED
BOARD OF SUPERVISORS
SAN FRANCISCO
2011 JUN 14 PM 3:09
AK

Dear Board of Supervisors,

I would like to first say thank you for the wonderful work of representing our diverse communities, especially in these difficult financial times. Today I write to you as an advocate for myself and others who reside at Peter Claver Community located at 1340 Golden Gate Avenue here in San Francisco. I am part of a growing population that's in the age category of 50+, living with HIV/AIDS and with a physical disability.

Since 2008, I have resided at Peter Claver Community, a Licensed Care Facility for the Chronically Ill for individuals living with HIV/AIDS. Peter Claver Community houses 32 residents, many of the residents of Peter Claver Community have multiple diagnoses and need medical supervision. Varying from physical disabilities to mental illness and a combination thereof, many are incapable to take their medication as prescribed to sustain their health, many have specific required diets that other programs can't provide, and some have transitioned Peter Claver Community from Laguna Honda or other medical facilities. The services provided at Peter Claver Community insures the well being and survival for many of these individuals, keeping many of them from being institutionalized, hospitalized or becoming homeless.

The positive side: It is from my own experience as a person living in a Licensed Care Facility for the Chronically Ill better known as Peter Claver Community, that I am living a positive, and productive healthy life. I see my primary care less, and I haven't been hospitalized for any of my medical conditions nor have I made visits to the emergency room because of my illnesses and I am less of a burden to my family.


The bottom line: I am able to be more involved in the many community's affairs, in government (*local, state and national*) on all levels and work part time. I am able to continue to do what I love doing best, being an advocate. Most importantly, even with my physical difficulties and pain, I wake up each day with enthusiasm, having a sanguine outlook on life. I am living my life to its utmost, being highly productive and giving back to the community. My life is with vigor, independence, dignity and filled with social accomplishments, I am no longer just existing, wasting space, and waiting to die. As for the other residents, I see similar success in their survival and health, much of this is to be contributed to the care received at Peter Claver Community.

The negative side: Cut to Licensed Care Facilities for the Chronically Ill could have severe and devastating effects to an already vulnerable population. Affects of these cuts could and can jeopardize licensing, fewer availability of beds, more costly hospital visits and longer hospital stays, institutionalizing individuals for longer periods of time, more need for mental health services, and creating more homelessness.

Peter Claver Community is facing an estimated twenty percent reduction in funding which jeopardizes the quality of care being provided. As you already know institutionalizing or hospitalizing people is costly, facilities like Peter Claver Community in my opinion is a better alternative to saving money and lives. The other option is having individuals living with a chronic illness and disabilities in SRO's and/or the similar, which in many situations is a negative, harmful and destructive environment for this specific population.

If you would like to see how important it is to continue to fully fund facilities like Peter Claver Community, as a residence of Peter Claver Community, I personally invite you and encourage you to come and visit our facility, have lunch or dinner with us, and talk with the staff and the residents. I assure you will find that this money we are asking you to reinstate will be money well spent.

In closing, I respectfully ask that you support Peter Claver Community and other Licensed Care Facilities for the Chronically Ill that is facing budget cuts by reinstating the original funding (*before the proposed cuts*). Your co-operation in this matter would be most appreciated by many and as always with my deepest and genuine gratitude.

Sincerely,

A. Alberto Castillo Abello
U U T O L C I N B T T U O T T
(415) 573-5605

RECEIVED
BOARD OF SUPERVISORS
SAN FRANCISCO

2011 JUN 14 PM 3:07

BY AK

File 110144 805-11

cpafe

Juan Pablo Gutierrez c/s

1340 Golden Gate Av. #107

San Francisco, CA 94115-4793

Tel. 415.424.0826

e-mail juanpablogutierrez1950@gmail.com

June 13, 2011

Members of the Board of Supervisors
San Francisco California

Dear Supervisors,

I am writing this letter to request your immediate attention and support to not have any funds cut from our current budget to Peter Claver Community, where I have been a resident

for the past year. Prior to this year I lived with various friends due to the lack of housing for persons like myself who are disabled, and living with AIDS.

Since I came to live at Peter Claver I have been able to stabilize my health and continue producing the Day Of The Dead Ritual Procession, which last year attracted over 100,000 participants and spectators. Just last week I also published a full collection of my poetry and am preparing a major exhibition of my artwork, scheduled to open October 1, 2011. Non of these activities would be possible if I remained homeless.

At the present time Peter Claver Community is operating on a skeletal staff mainly due to the last serious cut in funding we received. The current staff meets the requirements for licensing to cover our 32 residents. Any cut in funding would invariably affect our staffing thereby putting in jeopardy our licensing. This cut in funding would also mean a possible cut in the number of beds we can make available, thereby creating a further cost increase to the city since we are substantially cheaper than having someone hospitalized at places like Laguna Honda who average \$500. a day compared to our cost of approximately \$118.00 per day. This represents great savings to our city.

These cuts would also affect the quality of services we receive, including a serious cut on our food budget which is already stretched to capacity. Also due to our serious financial situation we have had to depend on the assistance of food banks which are also stretched to the limit.

In closing, I would like to urge your serious consideration regarding this request not to cut the funds for Peter Claver Home.

Sincerely,



Juan Pablo Gutierrez c/s



Overtun San Francisco's Discriminatory Sidewalk Sitting Ban
Cory Utter to: Board of Supervisors
Please respond to Cory Utter

06/13/2011 11:10 PM

View: (Mail Threads)

Greetings,

As you know, after the San Francisco Board of Supervisors voted 8-3 against a measure to ban sitting on city sidewalks in June 2010, Mayor Gavin Newsom took Proposition L, better known as the sit-lie ordinance, to the ballot.

Supporters, especially businesspeople in the Haight-Ashbury neighborhood, said it would curb loitering and aggressive panhandling. But since the police acknowledge that enforcement will be "complaint-driven," opponents are sure it will be unfairly used against homeless people.


Penalties for repeat offenders include 30-day jail sentences and \$500 fines. Officials can go ahead and add to that jail sentence, since \$500 might as well be \$1,000,000 for many of the city's homeless. It makes no sense to put people in jail, costing taxpayers money, because they can't pay a fine.

Please take action once again to end this discriminatory sidewalk sitting ban.

Cory Utter
Marina, CA

Note: this email was sent as part of a petition started on Change.org, viewable at www.change.org/petitions/overtun-san-franciscos-discriminatory-sidewalk-sitting-ban. To respond, email responses@change.org and include a link to this petition.

25



Overtun San Francisco's Discriminatory Sidewalk Sitting Ban
Brandi Warren to: Board.of.Supervisors
Please respond to Brandi Warren

06/14/2011 11:06 AM

View: (Mail Threads)

Greetings,

As you know, after the San Francisco Board of Supervisors voted 8-3 against a measure to ban sitting on city sidewalks in June 2010, Mayor Gavin Newsom took Proposition L, better known as the sit-lie ordinance, to the ballot.

Supporters, especially businesspeople in the Haight-Ashbury neighborhood, said it would curb loitering and aggressive panhandling. But since the police acknowledge that enforcement will be "complaint-driven," opponents are sure it will be unfairly used against homeless people.

Penalties for repeat offenders include 30-day jail sentences and \$500 fines. Officials can go ahead and add to that jail sentence, since \$500 might as well be \$1,000,000 for many of the city's homeless. It makes no sense to put people in jail, costing taxpayers money, because they can't pay a fine.

Please take action once again to end this discriminatory sidewalk sitting ban.

Brandi Warren
Brooks, KY

Note: this email was sent as part of a petition started on Change.org, viewable at www.change.org/petitions/overtun-san-franciscos-discriminatory-sidewalk-sitting-ban. To

respond, email responses@change.org and include a link to this petition.



Overturn San Francisco's Discriminatory Sidewalk Sitting Ban
George Matthews to: Board.of.Supervisors
Please respond to George Matthews

06/15/2011 02:13 PM

View: (Mail Threads)

Greetings,

As you know, after the San Francisco Board of Supervisors voted 8-3 against a measure to ban sitting on city sidewalks in June 2010, Mayor Gavin Newsom took Proposition L, better known as the sit-lie ordinance, to the ballot.

Supporters, especially businesspeople in the Haight-Ashbury neighborhood, said it would curb loitering and aggressive panhandling. But since the police acknowledge that enforcement will be "complaint-driven," opponents are sure it will be unfairly used against homeless people.

Penalties for repeat offenders include 30-day jail sentences and \$500 fines. Officials can go ahead and add to that jail sentence, since \$500 might as well be \$1,000,000 for many of the city's homeless. It makes no sense to put people in jail, costing taxpayers money, because they can't pay a fine.

Please take action once again to end this discriminatory sidewalk sitting ban.

George Matthews
San Francisco, CA

Note: this email was sent as part of a petition started on Change.org, viewable at www.change.org/petitions/overturn-san-franciscos-discriminatory-sidewalk-sitting-ban. To

respond, email responses@change.org and include a link to this petition.



Overtun San Francisco's Discriminatory Sidewalk Sitting Ban
Laura Gardin to: Board.of.Supervisors
Please respond to Laura Gardin

06/17/2011 08:09 AM

View: (Mail Threads)

Greetings,

As you know, after the San Francisco Board of Supervisors voted 8-3 against a measure to ban sitting on city sidewalks in June 2010, Mayor Gavin Newsom took Proposition L, better known as the sit-lie ordinance, to the ballot.

Supporters, especially businesspeople in the Haight-Ashbury neighborhood, said it would curb loitering and aggressive panhandling. But since the police acknowledge that enforcement will be "complaint-driven," opponents are sure it will be unfairly used against homeless people.

Penalties for repeat offenders include 30-day jail sentences and \$500 fines. Officials can go ahead and add to that jail sentence, since \$500 might as well be \$1,000,000 for many of the city's homeless. It makes no sense to put people in jail, costing taxpayers money, because they can't pay a fine.

Please take action once again to end this discriminatory sidewalk sitting ban.

Laura Gardin
Fairfax, CA

Note: this email was sent as part of a petition started on Change.org, viewable at www.change.org/petitions/overtun-san-franciscos-discriminatory-sidewalk-sitting-ban. To respond, email responses@change.org and include a link to this petition.



Overturn San Francisco's Discriminatory Sidewalk Sitting Ban

Mark Alan Dellavecchia to: Board.of.Supervisors
Please respond to Mark Alan Dellavecchia

06/17/2011 08:47 AM

View: (Mail Threads)

Greetings,

As you know, after the San Francisco Board of Supervisors voted 8-3 against a measure to ban sitting on city sidewalks in June 2010, Mayor Gavin Newsom took Proposition L, better known as the sit-lie ordinance, to the ballot.

Supporters, especially businesspeople in the Haight-Ashbury neighborhood, said it would curb loitering and aggressive panhandling. But since the police acknowledge that enforcement will be "complaint-driven," opponents are sure it will be unfairly used against homeless people.

Penalties for repeat offenders include 30-day jail sentences and \$500 fines. Officials can go ahead and add to that jail sentence, since \$500 might as well be \$1,000,000 for many of the city's homeless. It makes no sense to put people in jail, costing taxpayers money, because they can't pay a fine.

Please take action once again to end this discriminatory sidewalk sitting ban.

Mark Alan Dellavecchia
Campbell, CA

Note: this email was sent as part of a petition started on Change.org, viewable at www.change.org/petitions/overturn-san-franciscos-discriminatory-sidewalk-sitting-ban. To

respond, email responses@change.org and include a link to this petition.



Overturn San Francisco's Discriminatory Sidewalk Sitting Ban
Chantel Penick to: Board.of.Supervisors
Please respond to Chantel Penick

06/17/2011 01:36 PM

View: (Mail Threads)

Greetings,

As you know, after the San Francisco Board of Supervisors voted 8-3 against a measure to ban sitting on city sidewalks in June 2010, Mayor Gavin Newsom took Proposition L, better known as the sit-lie ordinance, to the ballot.

Supporters, especially businesspeople in the Haight-Ashbury neighborhood, said it would curb loitering and aggressive panhandling. But since the police acknowledge that enforcement will be "complaint-driven," opponents are sure it will be unfairly used against homeless people.

Penalties for repeat offenders include 30-day jail sentences and \$500 fines. Officials can go ahead and add to that jail sentence, since \$500 might as well be \$1,000,000 for many of the city's homeless. It makes no sense to put people in jail, costing taxpayers money, because they can't pay a fine.

Please take action once again to end this discriminatory sidewalk sitting ban.

Chantel Penick
Greenville, NC

Note: this email was sent as part of a petition started on Change.org, viewable at www.change.org/petitions/overturn-san-franciscos-discriminatory-sidewalk-sitting-ban. To

respond, email responses@change.org and include a link to this petition.



Overturn San Francisco's Discriminatory Sidewalk Sitting Ban
Alex P to: Board.of.Supervisors
Please respond to Alex P

06/18/2011 10:39 PM

View: (Mail Threads)

Greetings,

As you know, after the San Francisco Board of Supervisors voted 8-3 against a measure to ban sitting on city sidewalks in June 2010, Mayor Gavin Newsom took Proposition L, better known as the sit-lie ordinance, to the ballot.

Supporters, especially businesspeople in the Haight-Ashbury neighborhood, said it would curb loitering and aggressive panhandling. But since the police acknowledge that enforcement will be "complaint-driven," opponents are sure it will be unfairly used against homeless people.

Penalties for repeat offenders include 30-day jail sentences and \$500 fines. Officials can go ahead and add to that jail sentence, since \$500 might as well be \$1,000,000 for many of the city's homeless. It makes no sense to put people in jail, costing taxpayers money, because they can't pay a fine.

Please take action once again to end this discriminatory sidewalk sitting ban.

Alex P
Scranton, PA

Note: this email was sent as part of a petition started on Change.org, viewable at www.change.org/petitions/overturn-san-franciscos-discriminatory-sidewalk-sitting-ban. To respond, email responses@change.org and include a link to this petition.



Overturn San Francisco's Discriminatory Sidewalk Sitting Ban

David Narodov to: Board.of.Supervisors

Please respond to David Narodov

06/19/2011 09:48 AM

View: (Mail Threads)

Greetings,

As you know, after the San Francisco Board of Supervisors voted 8-3 against a measure to ban sitting on city sidewalks in June 2010, Mayor Gavin Newsom took Proposition L, better known as the sit-lie ordinance, to the ballot.

Supporters, especially businesspeople in the Haight-Ashbury neighborhood, said it would curb loitering and aggressive panhandling. But since the police acknowledge that enforcement will be "complaint-driven," opponents are sure it will be unfairly used against homeless people.

Penalties for repeat offenders include 30-day jail sentences and \$500 fines. Officials can go ahead and add to that jail sentence, since \$500 might as well be \$1,000,000 for many of the city's homeless. It makes no sense to put people in jail, costing taxpayers money, because they can't pay a fine.

Please take action once again to end this discriminatory sidewalk sitting ban.

David Narodov
Manhattan, New York City, NY

Note: this email was sent as part of a petition started on Change.org, viewable at www.change.org/petitions/overturn-san-franciscos-discriminatory-sidewalk-sitting-ban. To

respond, email responses@change.org and include a link to this petition.



To: BOS Constituent Mail Distribution,
Cc:
Bcc:
Subject: End the Sidewalk Sit-Lie Ordinance

From: Alex P <mail@change.org>
To: Board.of.Supervisors@sfgov.org
Date: 06/18/2011 10:46 PM
Subject: End the Sidewalk Sit-Lie Ordinance

Greetings,

It has been a year after the prohibition against sitting or lying on San Francisco sidewalks and police officers have begun enforcing the law known as Sit/Lie. Being that the Board of Supervisors mission is to "respond to the needs of the people of the City and County of San Francisco..." it is very contradicting that this law is even in place.

It is extremely important to emphasize on the real needs of many of the residents in San Francisco. This law is targeting the innocent act of sitting or lying and it happens that the population that is being targeted is primarily homeless individuals. Many of the individuals whom are homeless are recent immigrants, seniors, mentally ill, addictively ill, veterans, and working poor. Many of them are poor and homeless who are trying to adapt to a new language and environment, live off the little income they receive, lack the appropriate health care services, and/or barely make it through with their wages. Taking that into consideration it is very conflicting and irrational that fining \$50 to \$500 and possibly even jail time is going to address the needs of the community.

Having police officers give out warnings and citations is not helping address the real problem. Please consider an attempt to end the discriminatory sidewalk sit-lie ordinance and focus on the outreach and provide services for those who chronically sit or lie on public sidewalks.

Alex P
Scranton, PA

Note: this email was sent as part of a petition started on Change.org, viewable at www.change.org/petitions/end-the-sidewalk-sit-lie-ordinance. To respond, email responses@change.org and include a link to this petition.



To: Linda Wong/BOS/SFGOV,

Cc:

Bcc:

Subject: File 110401: Urging Opposition to Rules Committee Item #4 Charter Amendment - Allowing Amendments to or Repeals of Initiative Ordinances and Declarations of Policy (file #110401)

From: AEBOKEN Boken <aeboken@msn.com>
To: <board.of.supervisors@sfgov.org>, <carmen.chu@sfgov.org>, <david.campos@sfgov.org>, <david.chiu@sfgov.org>, <eric.l.mar@sfgov.org>, <jane.kim@sfgov.org>, <john.avalos@sfgov.org>, <malia.cohen@sfgov.org>, <mark.farrell@sfgov.org>, <rick.caldeira@sfgov.org>, <ross.mirkarimi@sfgov.org>, <sean.elsbernd@sfgov.org>
Cc: <scott.weiner@sfgov.org>
Date: 06/20/2011 02:02 AM
Subject: Urging Opposition to Rules Committee Item #4 Charter Amendment - Allowing Amendments to or Repeals of Initiative Ordinances and Declarations of Policy (file #110401)

Dear Board of Supervisors members,

I am urging you to oppose this charter amendment proposal.

Eileen Boken
District 4 resident

(16)



Invest in City College!
Shirley Foreman to: Board.of.Supervisors

06/17/2011 05:42 PM

View: (Mail Threads)

To Mayor Lee and Supervisors: City College provides critical educational opportunities to 100,000 working students every year. Our future depends on quality, affordable education. Students have it hard enough as it is -- let's give students a break by eliminating the \$2 million in service fees charged to City College.

Sincerely,

Shirley Foreman
San Francisco, 94110

26



Invest in City College!
Joshua Zukerman to: Board.of.Supervisors

06/19/2011 11:01 AM

View: (Mail Threads)

To Mayor Lee and Supervisors: City College provides critical educational opportunities to 100,000 working students every year. Our future depends on quality, affordable education. Students have it hard enough as it is -- let's give students a break by eliminating the \$2 million in service fees charged to City College.

Sincerely,

Joshua Zukerman
San Francisco, 94121



To: BOS Constituent Mail Distribution,
Cc:
Bcc:
Subject: Restore Sharp Park into a National Park

From: Roxanne Ramirez <mail@change.org>
To: Board.of.Supervisors@sfgov.org
Date: 06/17/2011 01:07 PM
Subject: Restore Sharp Park into a National Park

Greetings,

The city should join the National Park Service to restore Sharp Park into a beautiful park for all people to enjoy. The golf course in Pacifica is currently losing \$30,000- \$300,000 annually in operating costs. It will cost \$15-17 million more to maintain the golf course. The money that the city of San Francisco saves by closing Sharp Park can be used to pay for parks, other golf courses, community programs and other services in San Francisco. Support the restoration of Sharp Park into a national park!

Roxanne Ramirez
San Francisco, CA

Note: this email was sent as part of a petition started on Change.org, viewable at www.change.org/petitions/restore-sharp-park-into-a-national-park. To respond, email responses@change.org and include a link to this petition.



Stop the demolition of a national eligible masterplanned community.

Mary Hubbard to: board.of.supervisors

06/20/2011 06:17 AM

Please respond to Mary Hubbard

View: (Mail Threads)

Help protect and advocate for adequate working class housing in San Francisco.,

Please help to prevent the unnecessary destruction of housing, and a landscape designed by a master-class landscape architect Thomas Dolliver Church. Help advocate for better infrastructural changes along 19th Avenue and proper direct regional connection to transit hubs to reduce traffic and congestion that flows along this arterial corridor from the north bay to silicon valley. Demand better housing to be built that provides dense development that does not destroy the open-space that is critical in urban areas for families. Require that alternatives that focus on "INFILL" and a more balanced development layout that spreads the density into more than one neighborhood disproportionately. Ensure that the ecological impacts, and carbon footprint of the development proposal is independently reviewed and adequately assessed. Ensure that there will be housing that is affordable and meant to increase the level of affordability and quality of housing constructed in urban areas and suburbs nationwide by stopping the predatory equity lending that occurs in such large scale redevelopment projects and helps refocus our building strategies towards re-engineering the suburban scale of sprawl outside our urban cores.

Thank you for your support and interest in housing, jobs, and the environment.

Sincerely

Aaron Goodman

Mary Hubbard
Detroit, MI

Note: this email was sent as part of a petition started on Change.org, viewable at www.change.org/petitions/protect-and-preserve-parkmerced-as-essential-housing-from-un-sustainable-demolition. To respond, email responses@change.org and include a link to this petition.

28



Stop the demolition of a national eligible masterplanned community.
valérie DISLE to: board.of.supervisors

06/13/2011 05:40 PM

View: (Mail Threads)

Help protect and advocate for adequate working class housing in San Francisco.,

Please help to prevent the unnecessary destruction of housing, and a landscape designed by a master-class landscape architect Thomas Dolliver Church. Help advocate for better infrastructural changes along 19th Avenue and proper direct regional connection to transit hubs to reduce traffic and congestion that flows along this arterial corridor from the north bay to silicon valley. Demand better housing to be built that provides dense development that does not destroy the open-space that is critical in urban areas for families. Require that alternatives that focus on "INFILL" and a more balanced development layout that spreads the density into more than one neighborhood disproportionately. Ensure that the ecological impacts, and carbon footprint of the development proposal is independently reviewed and adequately assessed. Ensure that there will be housing that is affordable and meant to increase the level of affordability and quality of housing constructed in urban areas and suburbs nationwide by stopping the predatory equity lending that occurs in such large scale redevelopment projects and helps refocus our building strategies towards re-engineering the suburban scale of sprawl outside our urban cores.

Thank you for your support and interest in housing, jobs, and the environment.

Sincerely

Aaron Goodman

valérie DISLE
SAINT LEU LA FORET, CA

Note: this email was sent as part of a petition started on Change.org, viewable at www.change.org/petitions/protect-and-preserve-parkmerced-as-essential-housing-from-un-sustainable-demolition. To respond, email responses@change.org and include a link to this petition.



Stop the demolition of a national eligible masterplanned community.
olivier GOMES to: board.of.supervisors
Please respond to olivier GOMES

06/13/2011 04:50 PM

View: (Mail Threads)

Help protect and advocate for adequate working class housing in San Francisco.,

Please help to prevent the unnecessary destruction of housing, and a landscape designed by a master-class landscape architect Thomas Dolliver Church. Help advocate for better infrastructural changes along 19th Avenue and proper direct regional connection to transit hubs to reduce traffic and congestion that flows along this arterial corridor from the north bay to silicon valley. Demand better housing to be built that provides dense development that does not destroy the open-space that is critical in urban areas for families. Require that alternatives that focus on "INFILL" and a more balanced development layout that spreads the density into more than one neighborhood disproportionately. Ensure that the ecological impacts, and carbon footprint of the development proposal is independently reviewed and adequately assessed. Ensure that there will be housing that is affordable and meant to increase the level of affordability and quality of housing constructed in urban areas and suburbs nationwide by stopping the predatory equity lending that occurs in such large scale redevelopment projects and helps refocus our building strategies towards re-engineering the suburban scale of sprawl outside our urban cores.

Thank you for your support and interest in housing, jobs, and the environment.

Sincerely

Aaron Goodman

olivier GOMES
SAINT LEU LA FORET, CA

Note: this email was sent as part of a petition started on Change.org, viewable at www.change.org/petitions/protect-and-preserve-parkmerced-as-essential-housing-from-uri-sustainable-demolition. To respond, email responses@change.org and include a link to this petition.



To: Joy Lamug/BOS/SFGOV,
Cc:
Bcc:
Subject: Booker T Washington Development - Farrell Compromise

From: Brian Bates <brianwbates@hotmail.com>
To: <board.of.supervisors@sfgov.org>, <john.avalos@sfgov.org>, <david.campos@sfgov.org>, <david.chiu@sfgov.org>, <carmen.chu@sfgov.org>, <malia.cohen@sfgov.org>, <mark.farrell@sfgov.org>, <sean.elsbernd@sfgov.org>, <jane.kim@sfgov.org>, <eric.l.mar@sfgov.org>, <ross.mirkarimi@sfgov.org>, <scott.wiener@sfgov.org>, <mayoredwinlee@sfgov.org>
Date: 06/19/2011 07:28 PM
Subject: Booker T Washington Development - Farrell Compromise

Dear Supervisors:

I am writing to ask for your support and asking that you take note in understanding that our neighborhood has always supported the BTW center and even supports a redevelopment of its property, just not as it is currently proposed today. I also ask that before you force this down our throats, you consider the fact that none one of us are in support of this project at its illegally proposed size and wish to see a building developed that fits our neighborhood.

There is a long tradition in San Francisco of allowing neighbors and their neighborhood supervisor come together and decide what shape and size future development in their neighborhood will take. We have not said "no" to this very large affordable housing project in our modest neighborhood, we only want something a little more reasonable and compatible with our homes. The compromise solution of 41 units is not ideal for us, it will still be bigger than every building in the area, however, it will bring the building down to a more reasonable and compatible height, create less shadow and tone down the looming effect the 55'-70' foot building will have it approved.

The developer is not being reasonable and is asking for far too much of our neighborhood. Despite being located in this neighborhood for 50 years and proposing this project over the past many years, the developer has not managed to garner the support of a single home owner or resident within the affected neighborhood area. Not one, that is saying a lot. None of the developers representatives or staff reside in the neighborhood.

We are being told that the project has to be massive and overwhelm the neighborhood because it needs to be "financially feasible." We have heard this from the developer and from various supervisors supporting the larger project. However, the Mayor's Office of Housing says it will support the smaller project and that the 50 unit version is not break-even for 55 years. Not even close - it turns cash-flow negative after year 20. The reason MOH agreed to put in the additional \$500k was to have both project versions "pencil out" for BTW in the exact same manner. 20 years is the industry standard for funding projects - no project that MOH is aware of has ever penciled out on Day 1 to be cash-flow neutral for 55 years. Given the way projects are required to show financial projections, I cannot imagine a scenario where this would even be remotely possible (I can explain in greater detail if you'd like) for any project. Projects are always re-financed, additional loans are granted, etc. - that is plain and simply the way these projects work. For the BTW people to demand this is equivalent to me asking for a 30 year warranty on my car - it's just not in the realm of reality.

We believe this issue is a total red herring, please support the neighbors and support a reasonable project that we can live with.

Please support our neighborhood and help us decide the future of our home and neighborhood by helping us maintain a reasonable level of development. Thank you, we hope for your support.



To: Joy Lamug/BOS/SFGOV,
 Cc:
 Bcc:
 Subject: File 110702: 800 Presidio Ave./Booker T. Washington : Hearing Date: June 21, 2011
 Special Order 4:00 pm

From: "Kostow, Rob" <rkostow@alvarezandmarsal.com>
 To: "John.Avalos@sfgov.org" <John.Avalos@sfgov.org>, "David.Campos@sfgov.org" <David.Campos@sfgov.org>, "David.Chiu@sfgov.org" <David.Chiu@sfgov.org>, "Carmen.Chu@sfgov.org" <Carmen.Chu@sfgov.org>, "Malia.Cohen@sfgov.org" <Malia.Cohen@sfgov.org>, "Sean.Elsbernd@sfgov.org" <Sean.Elsbernd@sfgov.org>, "Jane.Kim@sfgov.org" <Jane.Kim@sfgov.org>, "Eric.L.Mar@sfgov.org" <Eric.L.Mar@sfgov.org>, "Scott.Wiener@sfgov.org" <Scott.Wiener@sfgov.org>, "mayoredwinlee@sfgov.org" <mayoredwinlee@sfgov.org>
 Cc: "board.of.supervisors@sfgov.org" <board.of.supervisors@sfgov.org>
 Date: 06/18/2011 08:23 AM
 Subject: 800 Presidio Ave./Booker T. Washington : Hearing Date: June 21, 2011 Special Order 4:00 pm

Dear Supervisors & Mayor Lee:

I am writing to ask for your support and asking that you support our neighborhood Supervisor Mark Farrell. There is a long tradition in San Francisco of allowing neighbors and their neighborhood supervisor to come together and decide what shape and size future development in their neighborhood will take. We have not said "no" to this very large affordable housing project in our modest neighborhood, we only want something a little more reasonable and compatible with our homes.

Below the main reasons why I believe you should support the neighborhood associations:

- 1) The developer has not managed to garner the support of a single home owner or resident within the affected neighborhood area. Not one, that is saying a lot. None of the developers representatives or staff reside in the neighborhood. Yet, the developer and BTW have demonstrated this project as a done deal in public hearings, in spite of zero neighborhood support.
- 2) We are being told that the project has to be massive and overwhelm the neighborhood because it needs to be "financially feasible." We have heard this from the developer and from various supervisors supporting the larger project. However, the Mayor's Office of Housing says it will support the smaller project and that the 50 unit version is not break-even for 55 years. Not even close - it turns cash-flow negative after year 20.
- 3) The building is obviously way outside of the city planning code, and should be compatible with our neighborhood, a requirement that should apply to all developments in San Francisco.

Please support our neighborhood and help us decide the future of our home and neighborhood by helping us maintain a reasonable level of development. Thank you - we hope for your support.

Sincerely,

Robert Kostow

This message is intended only for the use of the addressee(s) and may contain information that is PRIVILEGED and CONFIDENTIAL. If you are not the intended recipient(s), you are hereby notified that any dissemination of this communication is strictly prohibited. If you have received this communication in error, please erase all copies of the message and its attachments and notify us immediately.



To: BOS Constituent Mail Distribution,

Cc:

Bcc:

Subject: Please support the compromise solution of 41 units for our neighborhood

File 110658

From: "info@hearrecords.com" <info@hearrecords.com>
To: board.of.supervisors@sfgov.org
Date: 06/17/2011 11:58 AM
Subject: Please support the compromise solution of 41 units for our neighborhood

The compromise solution of 41 units thou, not ideal for us will have it approved by all the neighbors... it will still be bigger than every building in the area, however, it will bring the building down to a more reasonable and compatible height, create less shadow and tone down the looming effect the 55'-70' foot building. Please support our neighborhood Supervisor Mark Farrell. There is a long tradition in San Francisco of allowing neighbors and their neighborhood supervisor come together and decide what shape and size future development in their neighborhood will take. We have not said "no" to this very large affordable housing project in our modest neighborhood, we only want something a little more reasonable and compatible with our homes.

Mr. and Mrs David Denny
1405 Lyon St



To: BOS Constituent Mail Distribution,
Cc:
Bcc:
Subject: Press Release -- Sunshine Advocate Monette-Shaw Wins Complaints Against Ethics and the Controller's Office

From: pmonette-shaw <Pmonette-shaw@earthlink.net>
To: undisclosed-recipients;
Date: 06/19/2011 06:50 PM
Subject: Press Release -- Sunshine Advocate Monette-Shaw Wins Complaints Against Ethics and the Controller's Office

I'm honored that San Francisco's newest political web site — CitiReport.com, subtitled "Politics • Ethics • Money" — offered me an opportunity to post a three-part story examining in some detail the sorry state of affairs with San Francisco's whistleblower program.

I've reposted the CitiReport three-part series to www.stopLHHdownsize.com.

Denying \$100 for tacos for a luncheon for Spanish-focus patients with dementias — under the pretense "there was no money for patient amenities" — eventually restored over \$350,000 to Laguna Honda Hospital's patient gift fund. Denying this small expense led former LHH doctors Maria Rivero and Derek Kerr to investigate the gift fund's accounts and expenditures.

They eventually filed a whistleblower complaint regarding abuses of the patient gift fund. After nine months of lobbying, a City Controller's audit eventually found \$350,000 had been misallocated and misappropriated, and ordered the funds returned for patient benefit.

But trying to access records regarding the doctors' whistleblower complaint has proved to be quite difficult, and it has taken two Sunshine complaint victories before the City was ordered to release related records.

The City Controller's appointee to the whistleblower oversight body — one John Madden — now likens whistleblowers to those who "fink on their co-workers." Appallingly Madden went further during an official meeting, likening retaliation against whistleblowers as putting "sand in your sandwich," or being assigned a smaller cubicle.

Madden just doesn't get it that all too frequently San Francisco whistleblowers face wrongful employment-termination retaliation in their efforts to expose fraud, waste, and abuse of City resources.

What started out as a model whistleblower program with whistleblower protections has become a betrayal of open government, with apparent collaborative consent of the City Attorney's Office, the Controller's Office, and the Ethics Commission.

San Francisco's 2006–2007 Grand Jury was concerned that settlement claims against the City — including wrongful termination claims — are not paid from individual department budgets, which would introduce an incentive to reduce claims by deducting them from departmental operating budgets and to hold department heads accountable. Claims are paid from the City's General Fund, instead.

Very large settlements against the City are funded by issuing settlement obligation bonds to cover losses, but interest on the settlement bonds is paid from the General Fund. The City Controller's Comprehensive Annual Financial Report for the period ending June 2010 shows that the City went from having issued zero settlement obligation bonds in 2000, and none in 2001, to a staggering \$162.1 million as of June 2010. In June 2005, settlement obligation bonds soared to \$188.6 million in principal alone. The amount of interest paid from the General Fund on these bonds isn't yet known. Also unknown is the amount of claims paid from the General Fund that do not rely on settlement bond financing.

San Francisco's current 2010-2011 Civil Grand Jury is expected to release its investigation of the City's whistleblower program by the end of June. Let's hope it recommends meaningful reforms to the whistleblower program, and that this time, City officials implement long-overdue reforms to the program.

Patrick

To unsubscribe, send me an e-mail.



atth9k6h.pdf

Please preserve full funding for Central City Hospitality House programs

Diana Scott

to:

Supervisor Carmen Chu

06/17/2011 04:35 PM

Cc:

John.Avalos, board.of.supervisors, rick.caldeira, David.Campos, David.Chiu, Malia.Cohen, Mark.Farrell, Jane.Kim, Eric.L.Mar, ross.mirkarimi, sean.elsbernd, Scott.Wiener

Show Details

Friday, June 17, 2011

Dear Supervisor Chu:

Although cuts to Central City Hospitality House's two centers don't directly impact the Outer Sunset, I am writing to urge you and the Board of Supervisors to preserve funding for their two programs, rather than approve the proposed cut of \$195,479 to Hospitality House's Self-Help Centers in the Tenderloin and on 6th Street. These programs are among the most constructive and supportive to those residing in the most vulnerable city neighborhoods -- providing drop-in services and outpatient behavioral health treatment for more than 18,000 homeless people and those at risk of homelessness in these neighborhoods.

Reducing funds to CCHH's Tenderloin Self-Help Center would drastically reduce hours -- from 12 hours a day to 8 hours a day (33%) -- an unprecedented cut to a program that has been in existence for 26 years; in this under-funded program, such a substantial reduction is counter-productive, limiting access to restrooms, a safe space, outpatient mental health and substance use treatment, case management, employment services, and health and hygiene services. These are the very services that are essential to improving the quality of life in these neighborhoods and "cleaning up" the streets! (The Sixth Street Self-Help Center would have to reduce services on the 6th Street corridor as well).

A recent Chamber of Commerce poll showed that San Franciscans consider homelessness the city's top concern (by more than a ten-point spread). As half of the the 18,000 individuals the Center serves annually are homeless, reductions will result in a significant increase in the number of people on the streets. At least 100 people a day will be displaced in the Tenderloin due to the decrease in service hours (loss of 4 hours a day). At least 50 people each day will be impacted by cuts to the Sixth Street Self-Help Center.

CCHH's Self-Help Centers operate the only public restrooms in the Tenderloin and Sixth Street neighborhoods. Reducing hours by a third in these facilities will result in increased public defecation

31

and urination and lack of places for hand-washing and basic hygiene. Not only does this impact public health, but it is an inhumane assault on human dignity!!

Moreover, the Self-Help Centers currently provide respite from the streets: a place for people to gather, socialize, and participate in positive activities; support to assist people in obtaining housing, employment, and greater stability; and de-escalating support for situations that arise that may otherwise be harmful to the community. A decrease in hours will increase the activity on the streets and the associated harm to communities; increased police presence to contain the tension will come at many times the expense! Proposed cuts are penny wise and pound foolish.

Supervisor Chu, please work to restore the \$195, 479 to CCHH!

In a city with as much private wealth as San Francisco, political leaders' mandate is to protect and defend those at the bottom and preserve the quality of life in *all* neighborhoods, as well as to serve the interests of those at the top.

Thank you for your leadership in making sure the most vulnerable communities and the public at large remain safe.

Sincerely,

Diana Scott

3657 Wawona

San Francisco, CA 94116



To: BOS Constituent Mail Distribution,
Cc:
Bcc:
Subject: Goldfish ban

From: "Bill Casey" <wjc@virtualscsi.com>
To: <board.of.supervisors@sfgov.org>
Date: 06/17/2011 09:00 AM
Subject: Goldfish ban

Normally, I would not support a single thing decided by the board but I DO endorse the idea of banning goldfish - or any other kind of tank fish. Yes, the reefs ARE being stripped of everything that can sell and for what? So some goofball can sit and watch them try to cope with their TWO CUBIC FEET OF WATER? Let's face it, it is simply cruel and wrong on principles.

And don't forget exotic birds either! What is *their* main function in life? To fly freely. And yet we clip their wings and keep them grounded and locked in a cage. This, in my opinion, is even worse than tank fish.

Bill Casey

== VirDIS® & VirtualSCSI™ Target Mode Solutions ==
Advanced Storage Concepts, Inc. (409) 762-0604
2200 Market Street, Suite 810 wjc@virtualscsi.com
Galveston, TX USA 77550-1532 www.virtualscsi.com



To: BOS Constituent Mail Distribution,
Cc:
Bcc:
Subject: Priority Homeless Restorations

From: Jennifer Friedenbach <director@cohsf.org>
To: Board Sups
Date: 06/16/2011 05:10 PM
Subject: Priority Homeless Restorations

Dear Supervisor,

We have teased out all those reductions which would hurt homeless people. The total is \$2.7 million, which we would like to get restored. Here is chart with specific impact. We believe that restoring these along with all the other reductions to homeless programs is absolutely needed.

Sincerely,



homeless cut dph-hsa MB chart 2011.doc
Jennifer Friedenbach
Executive Director
Coalition on Homelessness, San Francisco
468 Turk Street
San Francisco, CA 94102
(415) 346-3740 x 306
fax: 775-5639

To learn more about our work, and to get the latest scoop on the politics of poverty in SF, go to the Street Sheet blog:
www.cohsf.org/streetsheet

UNACCEPTABLE HOMELESS REDUCTIONS

<i>Service</i>	<i>Program</i>	<i># no longer served per day</i>	<i>Cut as proposed by Department</i>	<i>Comments</i> Total Ask for Homeless: \$2,881,784
HSA				
Public Benefits	SSI Retro check reduction	355	\$427,586	This would reduce shelter and housing costs from retroactive disability checks from homeless people. This funding is important to assist homeless people in getting stabilized.
Permanent Supportive Housing	Glide, ECS, Bernal, SFHDC Bayview, CHP, CCCYO LSS Mosaica, Bridge, SA Railton, CATS, Conard House,	1,906	\$902,092	The reduction to support services includes both Single Adult Supportive Housing and Family Supportive Housing. These cuts will likely result in more stringent eligibility as well as an increase in people returning to the streets.
Homeless Employment Services	ECS Vocational Rose/Canon Kip	8	\$74,612	Close program that provides vocational training to formerly homeless adults.
	SHEC	250	\$116,851	Eliminates funding for front desk and supportive housing employment training for formerly homeless people now living in supportive housing. Important means to exit poverty.
Youth Transitional Housing	Larkin Geary Street Transitional	2	\$33,665	Funding reduction will result in the need to reduce staffing and possible reduction in number of beds. Currently able to house 20 youth, would reduce to 18. Reduced staffing within the facility will also result in less services to the existing youth.

Family Transitional Housing	Compass Clara House, Hamilton Transitional	70 (impacted)	\$59,724	The 10% reduction will result in reductions in children's after-school programming at both sites. Given state and county level cuts impacting after school, CalWorks benefits and childcare, these small cuts could have potentially devastating impacts on families with children who are working to reunify and stabilize their families in transitional housing.
Shelter Training	Arriba Juntos	15	\$93,988	Close program that provides training to formerly homeless shelter staff.
Totals - HSA		Over 2,606	\$1,708,518	

Service	Program	# no longer served per day	Cut as proposed by Department	Comments
DPH				
Drop-in Services for Homeless and Destitute People	Central City Hospitality House Tenderloin and 6 th Street Self-Help Center	150	\$195,479	Reduction of at least 5 FTE's and shortening hours by 4 daily. The centers serve 18,346 unduplicated people each year - about 500 per day. The Tenderloin Self-Help Center would reduce hours from 12 hours/day to 8 hours/day. The sixth Street Self-Help would greatly reduce its services on the 6 th street corridor. Services lost on both sites include access to mental health and substance use treatment, case management support, employment services, and health and hygiene services to very vulnerable citizens.
	HAFC Oshun	25	\$128,494	
Homeless Stabilization Housing	Housing and Urban Health Direct Access to Housing Stabilization Rooms	75	\$286,000	The loss of 75 stabilization rooms would greatly impact the health and well being of fragile individuals left on street. Shelter not option for most, due to psychiatric and physical illness. Stays are typically up to 9 months and rooms serve as tool for engagement, place to store meds, provide warmth and security. Rooms are used for discharge from both the SFGH and Respite
SF HOT Team	CATS	30	\$413,293	Loss of 2/3rds capacity for outreach, and loss of 9 outreach workers. Would no longer be able to engage impaired and fragile homeless folks that are on the street, nor provide safety checks, emergency interventions, hygiene,

				or reach critical cases for treatment/housing.
DPH Total		280 people losing services	\$1,023,266	

MOHousing				
Public Housing Legal Services	Housing Rights Committee, Bay Area Legal Aid	1,000	\$150,000	Close down only public housing legal services via drop-in clinics, and housing helpline Issues no longer addressed include: evictions, illegal rent increases, voucher terminations, fair housing rights, housing denial, waiting list issues, public housing transfers, repairs, and administrative and due process rights (including grievance hearings and appeals).
Total: MOH		1,000	\$150,000	