

[Health Code - Patient Rates - FYs 2017-2018, 2018-2019, and 2019-2020]

Ordinance amending the Health Code to set patient rates and rates for other services provided by the Department of Public Health, starting July 1, 2018, for FYs 2018-2019 and 2019-2020, through June 30, 2020; and to revise certain Substance Use Disorder treatment services and increase patient rates charged for those Substance Use Disorder treatment services, retroactive to July 1, 2017.

NOTE: **Unchanged Code text and uncodified text** are in plain Arial font.
Additions to Codes are in *single-underline italics Times New Roman font*.
Deletions to Codes are in *strikethrough italics Times New Roman font*.
Board amendment additions are in double-underlined Arial font.
Board amendment deletions are in ~~strikethrough Arial font~~.
Asterisks (* * * *) indicate the omission of unchanged Code subsections or parts of tables.

Be it ordained by the People of the City and County of San Francisco:

Section 1. The Health Code is hereby amended by revising Section 128, to read as follows:

SEC. 128. PATIENT RATES.

The Board of Supervisors of the City and County of San Francisco does hereby determine and fix the proper reasonable amounts to be charged to persons for services furnished by the Department of Public Health as follows, which rates shall be effective for services delivered as of July 1, 2017, through ~~June 30, 2019~~ June 30, 2020.

TYPE OF SERVICE	UNIT	AMOUNT		
		2017-18	2018-19	<u>2019-20</u>
SAN FRANCISCO HEALTH NETWORK				
Zuckerberg San Francisco General Hospital and Trauma Center (ZSFG)				

1
2
3
4
5
6
7
8
9
10
11
12
13
14
15
16
17
18
19
20
21
22
23
24
25

TYPE OF SERVICE	UNIT	AMOUNT		
		2017-18	2018-19	<u>2019-20</u>
Supplies & Drugs		Special Price List located at 1001 Potrero Avenue, ZSFG, incorporated into this provision by reference as if specifically set forth herein, and not subject to change except by amendment to this provision. Such rates shall be increased 7% effective July 1, 2018 ⁹ , rounded to the nearest dollar. These Special Price Lists are posted on the Office of Statewide Health Planning and Development website (www.oshpd.ca.gov).		
In-Patient Care				
Medical Surgical	Day	9,216	9,861 <u>9,769</u>	<u>10,453</u>
Intensive Care	Day	18,424	19,714 <u>19,530</u>	<u>20,897</u>
Intensive Care – Trauma	Day	18,424	19,714 <u>19,530</u>	<u>20,897</u>
Coronary Care	Day	18,424	19,714 <u>19,530</u>	<u>20,897</u>
Stepdown Units	Day	13,305	14,236 <u>14,103</u>	<u>15,090</u>
Pediatrics	Day	8,814	9,431 <u>9,343</u>	<u>9,997</u>
Obstetrics	Day	7,212	7,717 <u>7,645</u>	<u>8,180</u>
Nursery				
New Born	Day	3,683	3,941 <u>3,904</u>	<u>4,177</u>

1
2
3
4
5
6
7
8
9
10
11
12
13
14
15
16
17
18
19
20
21
22
23
24
25

TYPE OF SERVICE	UNIT	AMOUNT		
		2017-18	2018-19	<u>2019-20</u>
Observation/Well Baby	Day	6,408	6,857 <u>6,793</u>	<u>7,268</u>
Semi-Intensive Care	Day	12,278	13,138 <u>13,015</u>	<u>13,926</u>
Intensive Care	Day	18,424	19,714 <u>19,530</u>	<u>20,897</u>
Labor/Delivery - 6G	Day	6,408	6,857 <u>6,793</u>	<u>7,268</u>
Labor/Delivery Hours of Stay	Hour	320	343 <u>340</u>	<u>364</u>
Psychiatric Inpatient	Day	7,212	7,717 <u>7,645</u>	<u>8,180</u>
Psychiatric Forensic Inpatient - 7L	Day	7,212	7,717 <u>7,645</u>	<u>8,180</u>
AIDS Unit - 5A	Day	7,212	7,717 <u>7,645</u>	<u>8,180</u>
Security Unit - 7D	Day	7,212	7,717 <u>7,645</u>	<u>8,180</u>
Skilled Nursing Facility	Day	2,886	3,088 <u>3,059</u>	<u>3,273</u>
Mental Rehab Unit	Day	2,385	2,552 <u>2,528</u>	<u>2,705</u>
Adult Residential Facility	Day	482	515 <u>510</u>	<u>546</u>
Respiratory Therapy				
O2 Therapy	per 24 hours	942	1,007 <u>998</u>	<u>1,068</u>
Surgical Services				
Minor Surgery I (Come & Go)	1st Hour	4,824	5,162 <u>5,113</u>	<u>5,471</u>
Minor Surgery I (Come & Go)	Add'l 1/2 Hr. <u>our</u>	2,458	2,630 <u>2,605</u>	<u>2,787</u>
Minor Surgery II	1st Hour	5,266	5,634 <u>5,582</u>	<u>5,972</u>

1
2
3
4
5
6
7
8
9
10
11
12
13
14
15
16
17
18
19
20
21
22
23
24
25

TYPE OF SERVICE	UNIT	AMOUNT		
		2017-18	2018-19	<u>2019-20</u>
Minor Surgery II	Add'l 1/2 Hr. <u>our</u>	2,627	2,811 <u>2,785</u>	<u>2,980</u>
Major Surgery I	1st Hour	7,929	8,484 <u>8,405</u>	<u>8,993</u>
Major Surgery I	Add'l 1/2 Hour	3,170	3,392 <u>3,360</u>	<u>3,595</u>
Major Surgery II	1st Hour	8,929	9,554 <u>9,465</u>	<u>10,127</u>
Major Surgery II	Add'l 1/2 Hour	3,575	3,825 <u>3,790</u>	<u>4,055</u>
Major Surgery III	1st Hour	9,937	10,633 <u>10,533</u>	<u>11,270</u>
Major Surgery III	Add'l 1/2 Hour	3,975	4,254 <u>4,214</u>	<u>4,509</u>
Extraordinary Surgery	1st Hour	10,905	11,668 <u>11,559</u>	<u>12,369</u>
Extraordinary Surgery	Add'l 1/2 Hour	4,362	4,668 <u>4,624</u>	<u>4,948</u>
Surgery (2 Teams)	1st Hour	14,736	15,768 <u>15,620</u>	<u>16,714</u>
Surgery (2 Teams)	Add'l 1/2 Hour	5,893	6,306 <u>6,247</u>	<u>6,684</u>

1
2
3
4
5
6
7
8
9
10
11
12
13
14
15
16
17
18
19
20
21
22
23
24
25

TYPE OF SERVICE	UNIT	AMOUNT		
		2017-18	2018-19	<u>2019-20</u>
Surgery (3 Teams)	1st Hour	16,383	17,530 17,366	<u>18,582</u>
Surgery (3 Teams)	Add'l 1/2 Hour	6,554	7,013 6,948	<u>7,434</u>
Major Trauma III	1st Hour	12,913	13,817 13,687	<u>14,646</u>
Major Trauma III	Add'l 1/2 Hour	5,166	5,528 5,476	<u>5,859</u>
Major Trauma II	1st Hour	12,278	13,138 13,015	<u>13,926</u>
Major Trauma II	Add'l 1/2 Hour	4,914	5,258 5,208	<u>5,573</u>
Major Trauma I	1st Hour	9,341	9,995 9,901	<u>10,594</u>
Major Trauma I	Add'l 1/2 Hour	3,738	4,000 3,962	<u>4,240</u>
Recovery Room	1st Hour	3,072	3,287 3,256	<u>3,484</u>
Recovery Room	2nd Add'l Hour	2,458	2,630 2,605	<u>2,787</u>
Recovery Room	Each Add'l Hour	1,843	1,972 1,954	<u>2,091</u>

1
2
3
4
5
6
7
8
9
10
11
12
13
14
15
16
17
18
19
20
21
22
23
24
25

TYPE OF SERVICE	UNIT	AMOUNT		
		2017-18	2018-19	<u>2019-20</u>
Anesthesia	1st Hour	6,900	7,383 7,314	<u>7,826</u>
Anesthesia	Add'l 1/2 Hour	3,444	3,685 3,651	<u>3,906</u>
Trauma Care				
Trauma Activation – 900	Visit	28,230	30,206 29,924	<u>32,018</u>
Trauma Activation – 911	Visit	16,606	17,768 17,602	<u>18,834</u>
Trauma Critical Care	1st 30 1-74 Minutes	8,841	9,460 9,371	<u>10,027</u>
Trauma Critical Care	Each Add'l. 30 Min.	2,210	2,364 2,342	<u>2,506</u>
ED Level 5 Team Trauma	Visit	16,606	17,768 17,602	<u>18,834</u>
Emergency Clinic				
Level I	Room	525	561 556	<u>595</u>
Level II	Room	1,571	1,681 1,665	<u>1,782</u>
Level III	Room	3,361	3,596 3,563	<u>3,812</u>
Level IV	Room	5,536	5,924 5,869	<u>6,279</u>
Level V	Room	11,176	11,958 11,846	<u>12,675</u>
Resuscitation		7,743	8,285 8,208	<u>8,782</u>

1
2
3
4
5
6
7
8
9
10
11
12
13
14
15
16
17
18
19
20
21
22
23
24
25

TYPE OF SERVICE	UNIT	AMOUNT		
		2017-18	2018-19	<u>2019-20</u>
Psychiatric Emergency Services				
Psych Crisis – Level 1 ER Room	Room	1,071	1,146 <u>1,135</u>	<u>1,214</u>
Psych Crisis – Level 2 ER Room	Room	2,488	2,662 <u>2,637</u>	<u>2,822</u>
Psych Crisis – Level 3 ER Room	Room	3,908	4,182 <u>4,143</u>	<u>4,433</u>
Psych Crisis – Level 4 ER Room	Room	5,328	5,701 <u>5,648</u>	<u>6,043</u>
Psych Crisis – Level 5 ER Room	Room	6,751	7,224 <u>7,156</u>	<u>7,657</u>
Psych Crisis – Level 6 ER Room	Room	8,172	8,744 <u>8,662</u>	<u>9,268</u>
Medication Svs/Min.	per minute	26	27	<u>29</u>
General Clinic				
Initial				
E/M Focused Exam	Visit	352	377 <u>373</u>	<u>399</u>
E/M Expanded Exam	Visit	586	627 <u>621</u>	<u>665</u>
E/M Detailed Exam	Visit	669	716 <u>709</u>	<u>759</u>
E/M Comprehensive Exam	Visit	895	958 <u>949</u>	<u>1,015</u>
E/M Complex Exam	Visit	1,118	1,196 <u>1,185</u>	<u>1,268</u>
Established Patient				
E/M Brief Exam	Visit	272	291 <u>289</u>	<u>309</u>
E/M Focused Exam	Visit	324	346 <u>343</u>	<u>367</u>

1
2
3
4
5
6
7
8
9
10
11
12
13
14
15
16
17
18
19
20
21
22
23
24
25

TYPE OF SERVICE	UNIT	AMOUNT		
		2017-18	2018-19	<u>2019-20</u>
E/M Expanded Exam	Visit	427	<u>457452</u>	<u>484</u>
E/M Detailed Exam	Visit	604	<u>647641</u>	<u>686</u>
E/M Comprehensive Exam	Visit	943	<u>1,0091,000</u>	<u>1,070</u>
Consultation				
E/M Focused Consult	Visit	309	<u>330327</u>	<u>350</u>
E/M Detailed Consult	Visit	637	<u>682675</u>	<u>723</u>
Primary Care				
Initial				
E/M Focused Exam	Visit	385	<u>412408</u>	<u>437</u>
E/M Expanded Exam	Visit	478	<u>512507</u>	<u>542</u>
E/M Detailed Exam	Visit	694	<u>743736</u>	<u>788</u>
E/M Comprehensive Exam	Visit	860	<u>920912</u>	<u>976</u>
E/M Complex Exam	Visit	1,352	<u>1,4461,433</u>	<u>1,533</u>
Established Patient				
E/M Brief Exam	Visit	196	<u>210208</u>	<u>223</u>
E/M Focused Exam	Visit	292	<u>313310</u>	<u>332</u>
E/M Expanded Exam	Visit	511	<u>546541</u>	<u>579</u>
E/M Detailed Exam	Visit	664	<u>711704</u>	<u>753</u>
E/M Comprehensive Exam	Visit	1,038	<u>1,1111,100</u>	<u>1,177</u>

1
2
3
4
5
6
7
8
9
10
11
12
13
14
15
16
17
18
19
20
21
22
23
24
25

TYPE OF SERVICE	UNIT	AMOUNT		
		2017-18	2018-19	<u>2019-20</u>
Dental Services				
Initial Complete Exam	Visit	163	174173	<u>185</u>
Periodic Exam	Visit	163	174173	<u>185</u>
Prophylaxis – Adult	Visit	226	242239	<u>256</u>
Prophylaxis – Child	Visit	214	229227	<u>243</u>
Extract Single Tooth	Visit	325	347344	<u>368</u>
One Surface, Permanent Tooth	Visit	261	279277	<u>296</u>
Home Health Services				
Skilled Nursing	Visit	568	608602	<u>644</u>
Home Health Aide Services	Visit	301	322319	<u>341</u>
Medical Social Services	Visit	783	838830	<u>888</u>
Physical Therapy	Visit	622	666660	<u>706</u>
Occupational Therapy	Visit	622	666660	<u>706</u>
Speech Therapy	Visit	622	666660	<u>706</u>
Laguna Honda Hospital				
In-Patient Care				
Regular Hospital Rates				
Acute	Day	6,213	6,6486,586	<u>7,047</u>
Rehabilitation	Day	6,213	6,6486,586	<u>7,047</u>

1
2
3
4
5
6
7
8
9
10
11
12
13
14
15
16
17
18
19
20
21
22
23
24
25

TYPE OF SERVICE	UNIT	AMOUNT		
		2017-18	2018-19	<u>2019-20</u>
Skilled Nursing Facility	Day	1,329	1,422 1,409	<u>1,508</u>
All-Inclusive Rates				
Acute	Day <i>Per Diem</i>	8,154	8,725 8,643	<u>9,248</u>
Rehabilitation	Day <i>Per Diem</i>	7,103	7,601 7,530	<u>8,057</u>
Skilled Nursing Facility	Day	1,549	1,657 1,642	<u>1,757</u>
POPULATION HEALTH & PREVENTION				
Community Mental Health Services				
24-Hour Service				
Hospital Inpatient	Day	7,212	7,717 7,645	<u>8,180</u>
Skilled Nursing	Day	2,385	2,552 2,528	<u>2,705</u>
<i>Psychiatric Health Facility (PHF)</i>	<i>Day</i>	<i>924</i>	<i>989</i>	
Adult Crisis Residential	Day	518	555	<u>593</u>
Adult Residential	Day	283	325	<u>374</u>
<i>Therapeutic Foster Care (TFC) Service Model</i>	<i>Day</i>		<u>175</u>	<u>201</u>
Day Services				

1
2
3
4
5
6
7
8
9
10
11
12
13
14
15
16
17
18
19
20
21
22
23
24
25

TYPE OF SERVICE	UNIT	AMOUNT		
		2017-18	2018-19	<u>2019-20</u>
Day Rehabilitation	Full Day	273	342	<u>427</u>
Day Rehabilitation	Half Day	175	219	<u>273</u>
Day Treatment Intensive	Full Day	453	566	<u>708</u>
Day Treatment Intensive	Half Day	300	375	<u>469</u>
Day Treatment Intensive (Children)	Full Day	609	762	<u>952</u>
Day Treatment Intensive (Children)	Half Day	438	547	<u>684</u>
Crisis Stabilization	Hour	434	543	<u>679</u>
Socialization	Hour	103	129	<u>161</u>
Outpatient Services				
Case Management Brokerage	Minute	10.09	14.63	<u>18.29</u>
Mental Health Services	Minute	13.35	19.36	<u>24.20</u>
Therapeutic Behavioral Services	Minute	13.35	19.36	<u>24.20</u>
Medication Support	Minute	26.49	38.41	<u>48.02</u>
Crisis Intervention	Minute	19.13	27.74	<u>34.67</u>
Community Substance Abuse				
<i>Residential Services</i>				

1
2
3
4
5
6
7
8
9
10
11
12
13
14
15
16
17
18
19
20
21
22
23
24
25

TYPE OF SERVICE	UNIT	AMOUNT		
		2017-18	2018-19	<u>2019-20</u>
<i>Residential— Detoxification</i>	<i>Day</i>	<i>214</i>	<i>247</i>	
<i>Residential—Basic</i>	<i>Day</i>	<i>221</i>	<i>254</i>	
<i>Residential—Family</i>	<i>Day</i>	<i>319</i>	<i>367</i>	
<i>Residential—Medical Support</i>	<i>Day</i>	<i>469</i>	<i>540</i>	
<i>Recovery Home</i>	<i>Day</i>	<i>167</i>	<i>192</i>	
<i>Therapeutic Community</i>	<i>Day</i>	<i>191</i>	<i>220</i>	
<i>Non-Residential Services</i>				
<i>Intensive Outpatient Treatment/Day Care Rehabilitative</i>	<i>Per Visit</i>	<i>232</i>	<i>267</i>	
<i>Outpatient—Individual Counseling</i>	<i>Per Visit</i>	<i>248</i>	<i>286</i>	
<i>Outpatient—Group Counseling</i>	<i>Per Visit</i>	<i>129</i>	<i>148</i>	
<i>Secondary Prevention Services</i>				
<i>Prevention/Intervention</i>	<i>Hour</i>	<i>113</i>	<i>130</i>	
<i>Narcotic Treatment Programs (NTP)</i>				
<i>Methadone Dosing</i>	<i>Day</i>	<i>58</i>	<i>67</i>	
<i>Buprenorphine</i>	<i>Day</i>	<i>104</i>	<i>120</i>	

1
2
3
4
5
6
7
8
9
10
11
12
13
14
15
16
17
18
19
20
21
22
23
24
25

TYPE OF SERVICE	UNIT	AMOUNT		
		2017-18	2018-19	<u>2019-20</u>
<i>Narcotic Treatment Program— Individual Counseling</i>	<i>Per 10 minutes</i>	58	67	
<i>Narcotic Treatment Program—Group Counseling</i>	<i>Per 10 minutes</i>	33	38	
<i>NTP—Detoxification</i>	<i>Day</i>	28	32	
<i>Organized Delivery System ODS</i>				
<i>Outpatient</i>	<i>Per 15 minutes</i>	40.20	50.25	
<i>Recovery Services</i>	<i>Per 15 minutes</i>	33.29	41.61	
<i>Case Management</i>	<i>Per 15 minutes</i>	49.14	61.42	
<i>Physician Consultation</i>	<i>Per 15 minutes</i>	42.89	53.61	
<i>Intensive Outpatient</i>	<i>Per 15 minutes</i>	40.20	50.25	
<i>Level 1 Withdrawal Management</i>	<i>Day</i>	206.25	257.81	
<i>Level 3.2 Withdrawal Management</i>	<i>Day</i>	553.60	692.00	
<i>Level 3.1 Residential</i>	<i>Day</i>	154.35	192.94	
<i>Level 3.3 Residential</i>	<i>Day</i>	192.94	241.17	
<i>Level 3.5 Residential</i>	<i>Day</i>	253.13	316.41	

TYPE OF SERVICE	UNIT	AMOUNT		
		2017-18	2018-19	<u>2019-20</u>
<i>Medication Assisted Treatment</i>	<i>Day</i>	<i>172.50</i>	<i>215.63</i>	
<u>Organized Delivery System (ODS) Services</u>				
<i>Case Management</i>	<i>Per 15 minutes</i>	<i>49.14</i>	<i>61.42</i>	<i>64.49</i>
<i>Physician Consultation</i>	<i>Per 15 minutes</i>	<i>42.89</i>	<i>53.61</i>	<i>56.29</i>
<i>Recovery Services</i>	<i>Per 15 minutes</i>	<i>49.14</i>	<i>61.42</i>	<i>64.49</i>
<i>Medication Assisted Treatment / Medication Support</i>	<i>Per 15 minutes</i>	<i>172.50</i>	<i>215.65</i>	<i>226.43</i>
<u>Outpatient SUD Services</u>				
<i>MAT - Buprenorphine</i>	<i>Day</i>	<i>104</i>	<i>120</i>	<i>126</i>
<i>MAT - Disulfiram</i>	<i>Day</i>		<i>67.50</i>	<i>70.88</i>
<i>MAT - Naloxone</i>	<i>Kit</i>		<i>281.25</i>	<i>295.31</i>
<i>Ambulatory Level 1 Withdrawal Management</i>	<i>Day</i>	<i>206.25</i>	<i>257.81</i>	<i>270.70</i>
<i>Individual Counseling - Outpatient</i>	<i>Per 15 minutes</i>	<i>40.20</i>	<i>50.25</i>	<i>52.76</i>
<i>Group Counseling - Outpatient</i>	<i>Per 15 minutes</i>	<i>35</i>	<i>43.75</i>	<i>45.94</i>
<u>Opioid Replacement Therapy (OTP)</u>				
<i>Methadone Dosing</i>	<i>Day</i>	<i>58</i>	<i>67</i>	<i>70.35</i>
<i>Individual Counseling - ORT</i>	<i>Per 10 minutes</i>	<i>58</i>	<i>67</i>	<i>70.35</i>

1
2
3
4
5
6
7
8
9
10
11
12
13
14
15
16
17
18
19
20
21
22
23
24
25

TYPE OF SERVICE	UNIT	AMOUNT		
		2017-18	2018-19	<u>2019-20</u>
<u>Group Counseling - ORT</u>	<u>Per 10 minutes</u>	<u>33</u>	<u>38</u>	<u>39.90</u>
<u>SUD Intensive Outpatient Treatment</u>				
<u>Intensive Outpatient Treatment</u>	<u>Per 15 minutes</u>	<u>40.20</u>	<u>50.25</u>	<u>52.76</u>
<u>SUD Residential Treatment</u>				
<u>Level 3.2 Residential Withdrawal Management</u>	<u>Day</u>	<u>553.60</u>	<u>692.00</u>	<u>726.60</u>
<u>Level 3.1 Residential</u>	<u>Day</u>	<u>154.35</u>	<u>192.94</u>	<u>202.59</u>
<u>Level 3.3 Residential</u>	<u>Day</u>	<u>192.94</u>	<u>241.17</u>	<u>253.23</u>
<u>Level 3.5 Residential</u>	<u>Day</u>	<u>253.13</u>	<u>316.41</u>	<u>332.23</u>
POPULATION HEALTH & PREVENTION				
Vital Records				
Birth Certificate	Per Certificate	Rates Per State of California , Health and Safety Code, Section 103650		
Death Certificate	Per Certificate	Rates Per State of California , Health and Safety Code, Section 103650		
Permit - Disposition of Human Remains	Per Permit	Rates Per State of California , Health and Safety Code, Section 103650		
Out-of-County Cross File	Per Certificate	Rates Per State of California , Health and Safety Code, Section 103650		
Letter of Non-Contagious Disease	Per Letter	15	15	<u>15</u>

1
2
3
4
5
6
7
8
9
10
11
12
13
14
15
16
17
18
19
20
21
22
23
24
25

TYPE OF SERVICE	UNIT	AMOUNT		
		2017-18	2018-19	<u>2019-20</u>
Expedited Registration of Vital Event	Per Event	Rates Per <i>State of California</i> , Health and Safety Code, Section 103650		
Expedited Documents	Per Delivery	30	30	<u>30</u>
After Hours Registration of Vital Event	Per Event	42	42	<u>42</u>
Reproduction of Documents	Per Page	2	2	<u>2</u>
Medical Marijuana				
Medical Marijuana ID	Card	100	100	<u>100</u>
Medical Marijuana ID (Medi-Cal Beneficiaries)	Card	50	50	<u>50</u>
ADULT IMMUNIZATION CLINIC				
Vaccines				
Clinic Visits				
Travel Health Visit (THV1)	Per Visit	55	55	<u>55</u>
Travel Health Visit (THV2) – Under Age 18 with Parent THV1	Per Visit	55	55	<u>55</u>

TYPE OF SERVICE	UNIT	AMOUNT		
		2017-18	2018-19	<u>2019-20</u>
Registered Nurse Visit – Off-Site Location	Per Visit	200	200	<u>200</u>
Other Vaccines	Per Injection	Special Price List located at 101 Grove Street, Adult Immunization and Travel Clinic, incorporated into this provision by reference as if specifically set forth herein, and not subject to change except by amendment to this provision. This Special Price List is posted on the San Francisco Department of Public Health Communicable Disease and Control Prevention website (www.sfdcp.org/aitcprices.html).		
PUBLIC HEALTH LABORATORY				
Lab Testing	Per Specimen	Rates Per the Medicare Outpatient Fee-For-Service Reimbursement Rate		
SAN FRANCISCO CITY CLINIC				
Clinic Visit	Per Visit	25	25	<u>25</u>

Section 2. Special price lists referenced in Section 128 of the Health Code are available on request at the Office of the Clerk of the Board of Supervisors in Board File No. 180586, or at 101 Grove Street, Room 308.

Section 3. Effective Date; Retroactivity.


(a) This ordinance shall become effective 30 days after enactment. Enactment occurs when the Mayor signs the ordinance, the Mayor returns the ordinance unsigned or does not

1 sign the ordinance within ten days of receiving of it, or the Board of Supervisors overrides the
2 Mayor's veto of the ordinance.

3 (b) As stated in Section 128 of the Health Code, the rates specified therein shall apply
4 starting July 1, 2017. Accordingly, new rates established in this ordinance for Fiscal Year
5 2017-2018 shall be retroactive to July 1, 2017, and new rates established in this ordinance for
6 Fiscal Year 2018-2019 shall be retroactive to July 1, 2018.

7
8 Section 4. Scope of Ordinance. In enacting this ordinance, the Board of Supervisors
9 intends to amend only those words, phrases, paragraphs, subsections, sections, articles,
10 numbers, punctuation marks, charts, diagrams, or any other constituent parts of the municipal
11 code that are explicitly shown in this ordinance as additions, deletions, Board amendment
12 additions, and Board amendment deletions in accordance with the "Note" that appears under
13 the official title of the ordinance.

14
15 APPROVED AS TO FORM:
16 DENNIS J. HERRERA, City Attorney

17 By: 
18 ANNE PEARSON
19 Deputy City Attorney

20 n:\leganas2018\1800600\01278862.docx



City and County of San Francisco
Tails
Ordinance

City Hall
1 Dr. Carlton B. Goodlett Place
San Francisco, CA 94102-4689

File Number: 180586

Date Passed: July 31, 2018

Ordinance amending the Health Code to set patient rates and rates for other services provided by the Department of Public Health, starting July 1, 2018, for FYs 2018-2019 and 2019-2020, through June 30, 2020; and to revise certain Substance Use Disorder treatment services and increase patient rates charged for those Substance Use Disorder treatment services, retroactive to July 1, 2017.

June 15, 2018 Budget and Finance Committee - RECOMMENDED

July 17, 2018 Board of Supervisors - CONTINUED ON FIRST READING

Ayes: 11 - Cohen, Brown, Fewer, Kim, Mandelman, Peskin, Ronen, Safai, Stefani, Tang and Yee

July 24, 2018 Board of Supervisors - PASSED ON FIRST READING


Ayes: 10 - Cohen, Brown, Fewer, Kim, Mandelman, Peskin, Ronen, Safai, Stefani and Yee
Excused: 1 - Tang

July 31, 2018 Board of Supervisors - FINALLY PASSED


Ayes: 11 - Cohen, Brown, Fewer, Kim, Mandelman, Peskin, Ronen, Safai, Stefani, Tang and Yee

File No. 180586

I hereby certify that the foregoing Ordinance was FINALLY PASSED on 7/31/2018 by the Board of Supervisors of the City and County of San Francisco.



Angela Calvillo
Clerk of the Board



London N. Breed
Mayor



Date Approved