

CITY AND COUNTY OF SAN FRANCISCO

PUBLIC UTILITIES COMMISSION CAPITAL PROJECTS BUDGET AND SUPPLEMENTAL APPROPRIATION ORDINANCE

AS OF MAY 1, 2024



File No. 240452

Ordinance No. 124-24

FISCAL YEAR ENDING JUNE 30, 2025 and
FISCAL YEAR ENDING JUNE 30, 2026

AN ORDINANCE APPROPRIATING ALL ESTIMATED CAPITAL PROJECT RECEIPTS
AND ALL ESTIMATED CAPITAL PROJECTS EXPENDITURES FOR THE
PUBLIC UTILITIES COMMISSION
FOR THE FISCAL YEAR ENDING JUNE 30, 2025
and
THE FISCAL YEAR ENDING JUNE 30, 2026

BE IT ORDAINED BY THE PEOPLE OF THE CITY AND COUNTY OF SAN FRANCISCO

SECTION 1. The amounts of estimated receipts, income, prior-year fund balance, prior-year reserves, de-appropriations, and revenue enumerated herein are hereby appropriated to the funds and departments indicated in this ordinance for the purpose of meeting appropriations herein provided.

SECTION 2. The amounts of proposed expenditures are hereby appropriated to the funds and departments as enumerated herein. Each department for which an expenditure appropriation is herein made is hereby authorized to use, in the manner provided by the law, the amounts so appropriated for the purposes specified in this appropriation ordinance.

SECTION 3. The Controller is authorized to record transfers between funds and adjust the accounting treatment of sources and uses appropriated in this ordinance as necessary to conform to Generally Accepted Accounting Principles and other laws.

SECTION 4. Of the appropriated amount enumerated herein, \$3,020,068 in fiscal year 2024-25 and \$2,952,074 in fiscal year 2025-26 representing 0.2% of the expenditure budget net of bond financing and audit costs, shall be allocated to support the Controller's Audit Fund, pursuant to Charter Appendix F1.113; and \$772,318 in fiscal year 2024-25 and \$751,934 in fiscal year 2025-26 representing 0.05% of gross bond proceeds, shall be allocated to support the Public Utilities Commission Revenue Bond Oversight Committee, pursuant to Administrative Code Section 5A.31 (and only allocated to the Revenue Bond Oversight Commission if the term of that commission is extended by a separate Board of Supervisors' action). These appropriations may be decreased by the Controller based on changes to expenditure appropriations or actual gross bond proceeds to conform to the applicable Charter and Administrative Code formulas.

SECTION 5. \$1,551,317,002 in fiscal year 2024-25 and \$1,510,763,748 in fiscal year 2025-26 of the total appropriation in the respective fiscal year, is hereby placed on Controller's Appropriation Reserve, as set forth below. Release of appropriation reserves by the Controller is subject to the Controller's certification of funds availability, including proceeds of any Financing (defined below), and for construction related expenditures (excluding program management, planning and design) for these projects, as applicable, is also subject to the prior occurrence of the SFPUC's and the Board of Supervisors' discretionary adoption of California Environmental Quality Act (CEQA) Findings for projects, following review and consideration of completed project related environmental analysis, where required.

SECTION 6. Associated bond financing costs up to \$227,544,360 in fiscal year 2024-25 and \$222,270,486 in fiscal year 2025-26 are also hereby appropriated, including but not limited to, issuance costs, debt service reserve, capitalized interest, rating agency, and disclosure costs, all on Controller's Reserve pending receipt of bond proceeds. To the extent that net available bond proceeds after financing costs are more than budgeted, the SFPUC may use such surplus bond proceeds as a substitute for other sources budgeted in this ordinance.

SECTION 7. This Board, by Ordinance No. 03-16, authorized the SFPUC to enter into one or more State of California State Water Resources Control Board Installment Sale Agreements under the Clean Water State Revolving Fund (State Loan Funds), and amended and supplemented Ordinance No. 89-10 to authorize, in addition to the issuance of Water revenue bonds, the execution and delivery of State Loan Funds to finance projects, provided that any such indebtedness shall not exceed in an aggregate principal amount \$1,737,724,038. Ordinance No. 03-16 also authorized the SFPUC to accept State Water Resources Control Board Grant funds (State Grant Funds) to be applied to pay for the costs of the San Francisco Westside Recycled Water Project, as approved by SFPUC Commission Resolution No. 15-0196, adopted September 22, 2015. The Board is concurrently considering with this Ordinance a SFPUC Water Revenue Bond issuance, including authorization to obtain State Loan Funds or Federal Loan Funds, not to exceed \$1,035,007,350. The Sources of Funds herein appropriated in Section 1 of this Ordinance, or previously appropriated by Ordinance 103-14, may include State Loan Funds, State Grant Funds, Federal Grant Funds, or Federal Loan Funds when available, subject to compliance with the terms of the authorizing legislation for such Funds.

Department: PUC Public Utilities Commission

	2024-25 Proposed Budget	2025-26 Proposed Budget	2025-26 Change From 2024-25
--	-------------------------------	-------------------------------	-----------------------------------

Uses Summary

Capital Outlay	1,558,539,859	1,566,367,820	7,827,961
Debt Service	227,544,360	222,270,486	(5,273,874)
Services Of Other Depts	3,020,617	2,952,637	(67,980)
Total Uses by Chart of Accounts	1,789,104,836	1,791,590,943	2,486,107

Sources Summary

Other Revenues	7,688,119	8,046,458	358,339
IntraFund Transfers In	236,780,933	279,675,973	42,895,040
Other Financing Sources	1,544,635,784	1,503,868,512	(40,767,272)
General Fund Support			
Total Sources by Chart of Accounts	1,789,104,836	1,791,590,943	2,486,107

Fund Summary

CleanPowerSF	582,260	516,430	(65,830)
Hetch Hetchy Water and Power	136,860,092	215,584,524	78,724,432
San Francisco Water Enterprise	622,415,132	631,953,637	9,538,505
San Francisco Wastewater Ent	1,029,247,352	943,536,352	(85,711,000)
Total Uses by Funds	1,789,104,836	1,791,590,943	2,486,107

Division Summary

HHP CleanPowerSF	582,260	516,430	(65,830)
WWE Wastewater Enterprise	1,029,247,352	943,536,352	(85,711,000)
HHP Hetch Hetchy Water & Power	236,256,625	305,460,532	69,203,907
WTR Water Enterprise	523,018,599	542,077,629	19,059,030
Total Uses by Division	1,789,104,836	1,791,590,943	2,486,107

Reserved Appropriations

Controller Reserves

10002780	Drainage Basin/Early Implement	7,677,412	17,951,320
10014065	Hetchy Water - Water Only	56,049,054	57,052,901
10014073	Hetchy Water - Power Infrastru	25,730,244	61,113,838

Department: PUC Public Utilities Commission

		2024-25 Proposed Budget	2025-26 Proposed Budget	2025-26 Change From 2024-25
10014093	Hetchy Water - Joint Projects	67,543,631	53,826,587	
10014121	Hetchy Water/Power Bonds	32,254,086	40,060,674	
10014228	Redevelopment Projects	10,000,000	14,805,159	
10015546	Treasure Island Capital Improv	36,624,859	4,272,611	
10015554	Ocean Beach Project	51,841,616	52,000,000	
10015556	Southeast Community Center		500,000	
10015791	Collection System Improvements	15,587,483	44,773,049	
10015795	Biosolids/Digester Project Bud	378,512,525	188,532,739	
10015801	Flood Resilience/Hydraulic Imp	82,267,176	158,669,505	
10015813	Treatment Plant Improvements	54,491,438	57,913,311	
10026501	Water Bond/Commercial Paper Ex	61,964,962	64,895,259	
10026508	Bond/Commercial Paper Expense	136,726,319	120,624,344	
10026823	Treatment Plant Improvements-S	83,860,148	113,581,087	
10029731	Planning/Budget	16,000,000	12,996,970	
10031235	VW Wwe Rnr Collection System	42,242,969	35,837,812	
10033820	Southeast Outfall Condition	1,000,000	1,992,388	
10033821	Intervening Facilities	1,762,227		
10033822	SFO Substation	13,000,000	21,500,000	
10039313	GC Grid Connections	3,250,000	3,950,000	
10039723	Dwntwn Ferry & So. Beach Elec.	4,300,000	2,100,000	
10040511	INTERIM SIDESTREAM NUTRNT RMVL	10,000,000		
10040989	Reg Water Facilities and Infra	192,454,979	95,277,740	
10040991	Reg Alternative Water Supplies	6,240,441		
10040992	Loc Water Facilities and Infra	158,797,433	273,874,454	
10041338	BCTD Backup Loop	500,000	2,300,000	
10041339	TI Switchyard Upgrade	138,000	362,000	
10041340	Port of Oakland Substation	500,000	10,000,000	
Controller Reserves: Total		1,551,317,002	1,510,763,748	

Uses of Funds Detail Appropriation

Department: PUC Public Utilities Commission

Fund Code	Fund Title	Code	Title	2024-25 Proposed Budget	2025-26 Proposed Budget	2025-26 Change From 2024-25
Continuing Projects - Authority Control						
20530	WWE CPF Capacity Fee Prog	19141	Condition Assessment-Large Dia	5,323,150	5,482,845	159,695
20530 Total				5,323,150	5,482,845	159,695
20550	WWE CPF Repair & Replace	19139	WW Ocean Beach Project	2,119,550	2,605,025	485,475
		19141	Condition Assessment-Large Dia	110,071,026	131,018,409	20,947,383
		19471	WW Bond-commercial Paper Expen	224,831	267,782	42,951
20550 Total				112,415,407	133,891,216	21,475,809
20725	WWE SSIP 2025 Bond Fund	19142	WW Sewer System Improvement Pr	638,396,182	594,417,981	(43,978,201)
		19471	WW Bond-commercial Paper Expen	112,658,150	104,897,291	(7,760,859)
20725 Total				751,054,332	699,315,272	(51,739,060)
20726	WWE NON-SSIP 2025 Bond Fund	19134	WW Treasure Island Capital Imp	36,624,859	4,272,611	(32,352,248)
		19139	WW Ocean Beach Project	62,841,616	54,492,388	(8,349,228)
		19141	Condition Assessment-Large Dia	36,919,819	30,354,967	(6,564,852)
		19471	WW Bond-commercial Paper Expen	24,068,169	15,727,053	(8,341,116)
20726 Total				160,454,463	104,847,019	(55,607,444)
24761	CleanPowerSF Cap Revenue Fund	80233	CleanPowerSF Capital	582,260	516,430	(65,830)
24761 Total				582,260	516,430	(65,830)
24990	HHWP ContinuingAuthorityCtrl	15365	UH Hetchy Water - Joint Projec	3,451,858	8,772,339	5,320,481
		15377	UH Streetlight Replacement	3,615,000	3,615,000	
		15383	UH Alternative Transmission Pr	7,558,000	6,345,000	(1,213,000)
		15400	UH Renewable-generation - Smal	192,062		(192,062)
		15404	UH Hetchy Cap And Trade Allowa	1,006,901	1,151,222	144,321
		80427	Distribution Services Retail	5,405,562	18,505,812	13,100,250
24990 Total				21,229,383	38,389,373	17,159,990
25338	HHP 2025 Bond Fund	15364	UH Hetchy Water - Power Infras	25,730,244	61,113,838	35,383,594
		15365	UH Hetchy Water - Joint Projec	39,105,632	34,484,881	(4,620,751)
		15366	UH Hetchy Water-power Bonds	17,344,606	26,579,273	9,234,667
		80427	Distribution Services Retail	33,450,227	55,017,159	21,566,932
25338 Total				115,630,709	177,195,151	61,564,442
25960	WTR ContinuingAuthorityCtrl	17731	UB Non Wsip Water Bond-cp Expe	167,096	127,000	(40,096)
		80529	Loc Water Facilities and Infra	73,434,150	45,858,076	(27,576,074)

Department: PUC Public Utilities Commission

Fund Code	Fund Title	Code	Title	2024-25 Proposed Budget	2025-26 Proposed Budget	2025-26 Change From 2024-25
Continuing Projects - Authority Control						
		80530	Local Water Resources (WRD)	9,946,634	17,515,087	7,568,453
25960 Total				83,547,880	63,500,163	(20,047,717)
26423	WTR Regional 2025 Bond Fund	17731	UB Non Wsip Water Bond-cp Expe	35,063,898	16,813,719	(18,250,179)
		80526	Reg Water Fac & Infra-Budget	192,454,979	95,277,740	(97,177,239)
		80528	Reg Alternative Water Supplies	6,240,441		(6,240,441)
26423 Total				233,759,318	112,091,459	(121,667,859)
26424	WTR Local 2025 Bond Fund	17731	UB Non Wsip Water Bond-cp Expe	26,901,064	48,081,540	21,180,476
		80529	Loc Water Facilities and Infra	157,439,365	272,462,063	115,022,698
26424 Total				184,340,429	320,543,603	136,203,174
26510	WTR CPF Capacity Fee Prog	80529	Loc Water Facilities and Infra	1,358,068	1,412,391	54,323
26510 Total				1,358,068	1,412,391	54,323
26603	Water Regional Revenue Fund	80526	Reg Water Fac & Infra-Budget	11,142,860	29,485,426	18,342,566
		80527	Watersheds & Right of Way	8,870,044	7,594,978	(1,275,066)
		80528	Reg Alternative Water Supplies		7,449,609	7,449,609
26603 Total				20,012,904	44,530,013	24,517,109
26680	HHW 2025 Bond Fund	15363	UH Hetchy Water - Water Only	56,049,054	57,052,901	1,003,847
		15365	UH Hetchy Water - Joint Projec	28,437,999	19,341,706	(9,096,293)
		15366	UH Hetchy Water-power Bonds	14,909,480	13,481,401	(1,428,079)
26680 Total				99,396,533	89,876,008	(9,520,525)
Continuing Projects - Authority Control Total				1,789,104,836	1,791,590,943	2,486,107
Total Uses of Funds				1,789,104,836	1,791,590,943	2,486,107

CAPITAL SUPPLEMENTAL APPROPRIATION RESERVES

Department Reserve Description	FY 2024-25	FY 2025-26	Releasing Authority	Reserve Reason/ Follow up Action Required
PUBLIC UTILITIES COMMISSION DISTRIBUTION SERVICES RETAIL	\$ 24,762,227	\$ 36,305,159	CONTROLLER	Pending Receipt of Revenue
PUBLIC UTILITIES COMMISSION GRID CONNECTIONS	\$ 8,050,000	\$ 8,350,000	CONTROLLER	Pending Receipt of Revenue
PUBLIC UTILITIES COMMISSION INTERIM SIDESTREAM NUTRNT RMVL	\$ 10,000,000	\$ -	CONTROLLER	Pending Receipt of Revenue
PUBLIC UTILITIES COMMISSION LOC WATER FAC AND INFRA-BUDGET	\$ 158,797,433	\$ 273,874,454	CONTROLLER	Pending Receipt of Revenue
PUBLIC UTILITIES COMMISSION REG ALT WTR SUPPLIES-BUDGET	\$ 6,240,441	\$ -	CONTROLLER	Pending Receipt of Revenue
PUBLIC UTILITIES COMMISSION REG WATER FAC & INFRA-BUDGET	\$ 192,454,979	\$ 95,277,740	CONTROLLER	Pending Receipt of Revenue
PUBLIC UTILITIES COMMISSION SE OUTFALL ASSESSMENT & REHAB	\$ 1,000,000	\$ 1,992,388	CONTROLLER	Pending Receipt of Revenue
PUBLIC UTILITIES COMMISSION TREASURE ISLAND	\$ 638,000	\$ 10,362,000	CONTROLLER	Pending Receipt of Revenue
PUBLIC UTILITIES COMMISSION UB NON WSIP WATER BOND-CP EXPE	\$ 61,755,912	\$ 64,678,941	CONTROLLER	Pending Receipt of Revenue
PUBLIC UTILITIES COMMISSION UB NON WSIP WATER BOND-CP EXPE/ RBOC	\$ 209,050	\$ 216,318	CONTROLLER	Pending Receipt of Revenue
PUBLIC UTILITIES COMMISSION UH HETCHY WATER - JOINT PROJEC	\$ 67,543,631	\$ 53,826,587	CONTROLLER	Pending Receipt of Revenue
PUBLIC UTILITIES COMMISSION UH HETCHY WATER-POWER BONDS	\$ 32,146,573	\$ 39,927,138	CONTROLLER	Pending Receipt of Revenue
PUBLIC UTILITIES COMMISSION UH HETCHY WATER-POWER BONDS/ RBOC	\$ 107,513	\$ 133,536	CONTROLLER	Pending Receipt of Revenue
PUBLIC UTILITIES COMMISSION UH HETCHY WATER - POWER INFRAS	\$ 25,730,244	\$ 61,113,838	CONTROLLER	Pending Receipt of Revenue
PUBLIC UTILITIES COMMISSION UH HETCHY WATER - WATER ONLY	\$ 56,049,054	\$ 57,052,901	CONTROLLER	Pending Receipt of Revenue
PUBLIC UTILITIES COMMISSION WW BOND-COMMERCIAL PAPER EXPEN	\$ 136,270,565	\$ 120,222,262	CONTROLLER	Pending Receipt of Revenue
PUBLIC UTILITIES COMMISSION WW BOND-COMMERCIAL PAPER EXPEN/ RBOC	\$ 455,754	\$ 402,082	CONTROLLER	Pending Receipt of Revenue
PUBLIC UTILITIES COMMISSION WW COLLECTION SYSTEM IMPROVEME	\$ 15,587,483	\$ 44,773,049	CONTROLLER	Pending Receipt of Revenue
PUBLIC UTILITIES COMMISSION WW FLOOD RESILIENCE-HYDRAULIC	\$ 82,267,176	\$ 158,669,505	CONTROLLER	Pending Receipt of Revenue
PUBLIC UTILITIES COMMISSION WW OCEAN BEACH PROJECT	\$ 51,841,616	\$ 52,000,000	CONTROLLER	Pending Receipt of Revenue
PUBLIC UTILITIES COMMISSION WW SOUTHEAST COMMUNITY CENTER	\$ -	\$ 500,000	CONTROLLER	Pending Receipt of Revenue
PUBLIC UTILITIES COMMISSION WW SSIP BIOSOLIDS-DIGESTER PRO	\$ 378,512,525	\$ 188,532,739	CONTROLLER	Pending Receipt of Revenue
PUBLIC UTILITIES COMMISSION WW SSIP PROGRAM-WIDE MANAGEMEN	\$ 16,000,000	\$ 12,996,970	CONTROLLER	Pending Receipt of Revenue

Mayor Breed
BOARD OF SUPERVISORS

CAPITAL SUPPLEMENTAL APPROPRIATION RESERVES

PUBLIC UTILITIES COMMISSION WW STORMWATER MANAGEMENT	\$ 7,677,412	\$ 17,951,320	CONTROLLER	Pending Receipt of Revenue
PUBLIC UTILITIES COMMISSION WW TREASURE ISLAND CAPITAL IMP	\$ 36,624,859	\$ 4,272,611	CONTROLLER	Pending Receipt of Revenue
PUBLIC UTILITIES COMMISSION WW TREATMENT PLANT IMPROVEMENT	\$ 138,351,586	\$ 171,494,398	CONTROLLER	Pending Receipt of Revenue
PUBLIC UTILITIES COMMISSION WW WWT RNR COLLECTION SYSTEM	\$ 42,242,969	\$ 35,837,812	CONTROLLER	Pending Receipt of Revenue
Grand Total	\$ 1,551,317,002	\$ 1,510,763,748		



City and County of San Francisco
Tails
Ordinance

City Hall
1 Dr. Carlton B. Goodlett Place
San Francisco, CA 94102-4689

File Number: 240452

Date Passed: June 11, 2024

Ordinance appropriating all estimated Capital Project Receipts and all estimated Capital Projects Expenditures for the Public Utilities Commission for the Fiscal Year (FY) ending June 30, 2025, and the Fiscal Year ending June 30, 2026.

May 22, 2024 Budget and Appropriations Committee - RECOMMENDED

June 04, 2024 Board of Supervisors - PASSED ON FIRST READING


Ayes: 11 - Chan, Dorsey, Engardio, Mandelman, Melgar, Peskin, Preston, Ronen, Safai, Stefani and Walton

June 11, 2024 Board of Supervisors - FINALLY PASSED


Ayes: 10 - Chan, Dorsey, Engardio, Mandelman, Melgar, Peskin, Preston, Ronen, Stefani and Walton
Excused: 1 - Safai

File No. 240452

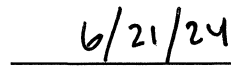
I hereby certify that the foregoing Ordinance was FINALLY PASSED on 6/11/2024 by the Board of Supervisors of the City and County of San Francisco.



Angela Calvillo
Clerk of the Board



London N. Breed
Mayor



6/21/24
Date Approved