

[Appropriations - Port Commission - \$501,908 - Public Utilities Commission - \$97,057,341 - FY2023-2024]

Ordinance appropriating \$501,908 in the Port Commission and \$97,057,341 in the San Francisco Public Utilities Commission in Fiscal Year (FY) 2023-2024.

Note: Additions are single-underline italics Times New Roman; deletions are ~~striketrough italics Times New Roman~~. Board amendment additions are double underlined. Board amendment deletions are ~~striketrough normal~~.

Be it ordained by the People of the City and County of San Francisco:

Section 1. The sources of funding outlined below are herein appropriated to reflect the projected revenue available for FY2023-2024.

Sources

San Francisco Port Commission

Account Code	Description	2023-24 Original Budget	2023-2024 Mayor Proposed	Change from Original Approved FY 2023-24
436760	Maritime Related	\$5,556,972	\$5,558,106	\$1,134
449997	City Depts Revenue From OCII	-	1,000,774	1,000,774
493001	OTI Fr 1G-General Fund	500,000	-	(500,000)
495028	ITI Fr 5P-Port of San Francisco	47,052,435	47,106,318	53,883
Transfer Adjustment - Sources		(47,052,435)	(47,106,318)	(53,883)
Total San Francisco Port Commission Sources Changes				<u>\$501,908</u>

San Francisco Public Utilities Commission

1
2
3
4
5
6
7
8
9
10
11
12
13
14
15
16
17
18
19
20
21
22
23
24
25

Account Code	Description	2023-24 Original Budget	2023-2024 Mayor Proposed	Change from Original Approved FY 2023-24
463102	Sewer Service Chrg-Comml-Resid	-	1,092,000	1,092,000
463104	Sewer Service Chrg-Spcl Dstrct	12,816,000	12,044,000	(772,000)
463106	Sewer Svcs – Municipal	1,681,913	2,148,000	466,087
463107	Sewer Svcs - Non Residential	111,198,000	102,492,091	(8,705,909)
463108	SewerSvcs-ResidentlSingleFamly	106,543,000	107,416,071	873,071
463109	SewerSvcs-ResidentlMultipleFam	172,179,000	179,556,929	7,377,929
463111	Sewer Svcs - Watershed	3,000	5,290	2,290
468111	Sale Of Water-SF Consumers	323,105,000	313,654,688	(9,450,312)
468121	Sale Of Water-Muni Paying	3,834,344	4,287,068	\$452,724
468131	Sale Of Water-Sub Non Resale	16,557,000	15,264,505	(1,292,495)
468181	Sale Of Water-Suburban Resale	295,059,000	318,162,829	23,103,829
468611	Sale Of Electricity-Municipal	24,974,563	12,662,231	(12,312,332)
468614	Sale Of Electricity-Retail	27,246,648	16,059,568	(11,187,080)
468615	Electricity Sale-CCA	279,636,972	367,357,488	87,720,516
468618	Electricity Sale-Wholesale	15,057,645	31,717,443	16,659,798
468619	Resale Of Capacity	-	1,581,686	1,581,686
477611	Sale Of Natural Gas	895,073	1,211,406	316,333
486010	Exp Rec Fr Asian Arts Musm AAO	717,672	819,061	101,389
486020	Exp Rec Fr Airport (AAO)	65,266,369	55,340,350	(9,926,019)
486030	Exp Rec Fr Admin Svcs (AAO)	12,846,828	11,807,578	(1,039,250)
486040	Exp Rec Fr Animal Cre&Ctrl AAO	146,947	-	(146,947)

			2023-24 Original Budget	2023-2024 Mayor Proposed	Change from Original Approved FY 2023-24
1					
2					
3	Account Code	Description			
4	486050	Exp Rec Fr Adult Probation AAO	42,453	36,648	(5,805)
5	486060	Exp Rec Fr Art Commission AAO	-	2,827	2,827
6	486081	Exp Rec Fr Dept of SAS (AAO)	1,277,082	-	(\$1,277,082)
7	486170	Exp Rec Fr Chld Supprt SvcsAAO	72,883	66,020	(6,863)
8	486180	Exp Rec Fr ConvFaciltsMgmt AAO	10,018,975	7,531,998	(2,486,977)
9	486191	Exp Rec Fr Early Childhood	-	85,007	85,007
10	486195	Exp Rec Fr HomelessnessSvcsAAO	522,653	748,359	225,706
11	486250	Exp Rec Fr City Attorney (AAO)	39,240	37,889	(1,351)
12	486290	Exp Rec Fr Emergency Comm Dept	524,246	551,875	27,629
13	486330	Exp Rec Fr Fine Arts Musm AAO	2,442,436	2,671,626	229,190
14	486340	Exp Rec Fr Fire Dept (AAO)	2,034,818	1,982,354	(52,464)
15	486350	Exp Rec Fr Gen City Resp AAO	2,427,114	2,406,730	(20,384)
16	486370	Exp Rec Fr Comm Health Svc AAO	734,155	705,732	(28,423)
17	486380	Exp Rec Fr Sf Gen Hospital AAO	12,861,109	14,158,473	1,297,364
18	486390	Exp Rec Fr Laguna Honda AAO	4,447,512	4,802,702	355,190
19	486400	Exp Rec Fr CommMental Hlth AAO	562,117	561,714	(403)
20	486420	Exp Rec Fr Juvenile Court AAO	629,677	717,842	88,165
21	486430	Exp Rec Fr Public Library AAO	2,855,343	2,870,854	15,511
22	486450	Exp Rec From Mohcd	5,099	44,237	39,138
23	486500	Exp Rec Fr Police Comssn AAO	1,159,442	1,212,245	52,803
24	486510	Exp Rec Fr Public Defender AAO	2,329	2,479	150
25					

			2023-24 Original Budget	2023-2024 Mayor Proposed	Change from Original Approved FY 2023-24
1					
2					
3	Account Code	Description			
4	486520	Exp Rec Fr Parking&Traffic AAO	13,361	16,975	3,614
5	486530	Exp Rec Fr Port Commission AAO	3,550,433	3,416,929	(133,504)
6	486540	Exp Rec Fr Purchaser (AAO)	371,344	323,989	(47,355)
7	486550	Exp Rec Fr Public TransprtnAAO	19,081,859	20,337,023	1,255,164
8	486560	Exp Rec Fr Public Works (AAO)	-	1,842,655	\$1,842,655
9	486600	Exp Rec Fr Real Estate (AAO)	-	851,058	851,058
10	486610	Exp Rec Fr Regstar Of Votr AAO	9,547	13,749	4,202
11	486630	Exp Rec Fr Rec & Park (AAO)	13,473,625	13,092,421	(381,204)
12	486650	Exp Rec Fr AcadmyOfScience AAO	2,726,235	2,801,006	74,771
13	486670	Exp Rec Fr Sheriff (AAO)	2,000,404	2,055,709	55,305
14	486690	Exp Rec Fr Human Services AAO	1,521,959	1,035,786	(486,173)
15	486710	Exp Rec From Isd (AAO)	307,138	350,975	43,837
16	486740	Exp Rec Fr PUC (AAO)	73,179	73,116	(63)
17	486750	Exp Rec Fr Hetch Hetchy (AAO)	148,288	159,870	11,582
18	486760	Exp Rec Fr Water Dept (AAO)	12,512,709	12,274,460	(238,249)
19	486780	Exp Rec Fr War Memorial (AAO)	1,938,958	2,406,732	467,774
20	486800	Exp Rec Fr Cleanwater (AAO)	19,544,459	17,130,715	(2,413,744)
21	493036	OTI Fr 5T-Hetch Hetchy W&P Fds	-	253,348	253,348
22	493037	OTI Fr 5W-Water Department Fd	49,242,000	46,266,000	(2,976,000)
23	495022	ITI Fr 5C-Cleanwater ProgramFd	99,294,551	87,584,667	(11,709,884)
24	495029	ITI Fr 5T-Hetch Hetchy W&P Fds	16,824,204	18,992,204	2,168,000
25	495030	ITI Fr 5W-Water Department Fd	78,224,844	76,047,844	(2,177,000)

1
2
3
4
5
6
7
8
9
10
11
12
13
14
15
16
17
18
19
20
21
22
23
24
25

Account Code	Description	2023-24 Original Budget	2023-2024 Mayor Proposed	Change from Original Approved FY 2023-24
495045	ITI Fr 5Q-Cleanpowersf Funds	32,202,846	31,513,431	(689,415)
499998	Prior Year Designated Reserve	-	219,095	219,095
499999	Beg Fund Balance - Budget Only	22,964,187	35,438,527	12,474,340
	Transfer Adjustment - Sources	(275,788,445)	(260,657,494)	15,130,951
Total San Francisco Public Utilities Commission Sources Changes				\$97,057,341
Grand Total Sources Changes				\$97,559,249

USES

Section 2. The uses of funding outlined below are herein appropriated to reflect the projected funding available for FY2023-2024.

San Francisco Port Commission Uses

Fund Code and Title	Code/Title	2023-24 Original Budget	2023-2024 Mayor Proposed	Change from Original Approved FY 2023-24
23680	PRT-OP Annual Account Ctrl			
	Intrafund Transfers Out	\$18,221,527	\$18,271,527	\$50,000
	Mandatory Fringe Benefits	14,061,881	14,771,182	709,301
	Materials & Supplies	1,234,805	1,333,905	99,100

1
2
3
4
5
6
7
8
9
10
11
12
13
14
15
16
17
18
19
20
21
22
23
24
25

Fund Code and Title	Code/Title	2023-24 Original Budget	2023-2024 Mayor Proposed	Change from Original Approved FY 2023-24
	Non-Personnel Services	15,179,183	15,248,943	69,760
	Salaries	34,016,037	34,568,906	552,869
	Services Of Other Depts	33,996,405	35,349,567	1,353,162
	Transfer Adj - Uses	(18,221,527)	(18,271,527)	(50,000)
	Unapprop. Rev-Desig.	7,905	2,270	(5,635)
	Unapprop. Rev Retnd	2,995,197	1,167,414	(1,827,783)
23680 Total Changes				\$950,774
23690	PRT-OP Annual Authority Ctrl 17726 GE Youth Emplmnt & Environm	365,000	415,000	\$50,000
23690 Total Changes				\$50,000
24530	PRT-SBH Annual Authority Ctrl 17321 South Beach Hrbr Proj.	4,005,064	4,002,315	(\$2,749)
24530 Total Changes				(2,749)
23700	PRT-OP Continuing Auth 21272 PO Real Est & Devlpment	5,040,573	4,540,573	(\$500,000)
23700 Total Changes				(\$500,000)

1
2
3
4
5
6
7
8
9
10
11
12
13
14
15
16
17
18
19
20
21
22
23
24
25

Fund Code and Title	Code/Title	2023-24 Original Budget	2023-2024 Mayor Proposed	Change from Original Approved FY 2023- 24
24540	PRT-SBH Continuing Authority Ctrl			
	12726 PO Sf Prt Marina Reprs & Up	1,551,908	1,555,791	\$3,883
24540 Total Changes				\$3,883
Total - Port Commission Uses Changes				\$501,908

San Francisco Public Utilities Commission Uses

Fund Code and Title	Code/Title	2023-24 Original Budget	2023-2024 Mayor Proposed	Change from Original Approved FY 2023-24
20160	WWE Op Annual Account Ctrl			
	Debt Service	119,470,820	98,039,423	(21,431,397)
	Intrafund Transfers Out	99,294,551	87,584,667	(11,709,884)
	Mandatory Fringe Benefits	25,271,306	25,647,782	376,476
	Materials & Supplies	13,214,682	13,204,682	(10,000)
	Non-Personnel Services	27,295,904	27,695,904	400,000
	Overhead and Allocations	38,145,082	39,042,421	897,339
	Salaries	63,313,510	61,921,967	(1,391,543)
	Services Of Other Depts	41,213,880	38,793,475	(2,420,405)
	Transfer Adjustment - Uses	(99,294,551)	(87,584,667)	11,709,884
	Unappropriated Rev-Desig		27,805,077	27,805,077

		2023-24 Original Budget	2023-2024 Mayor Proposed	Change from Original Approved FY 2023-24	
1					
2	Fund Code and Title	Code/Title			
3	20160 Total Changes			\$4,225,547	
4					
5	24750 HH CleanPowerSF Op Annual Account Ctrl				
6		Mandatory Fringe Benefits	1,792,763	1,871,848	79,085
7		Overhead & Allocations	5,468,773	6,141,614	672,841
8		Salaries	6,227,523	6,227,753	230
9		Services of Other Depts	4,182,401	4,169,830	(12,571)
10	24750 Total Changes			\$739,585	
11	24970 HHWP Op Annual Account Ctrl				
12		Intrafund Transfers Out	16,824,204	18,992,204	2,168,000
13		Mandatory Fringe Benefits	15,949,279	15,865,583	(83,696)
14		Materials & Supplies	3,551,842	3,451,842	(100,000)
15		Non-Personnel Service	139,556,043	195,221,441	55,665,398
16		Overhead and Allocations	24,360,342	24,963,753	603,411
17		Salaries	40,720,388	38,606,583	(2,113,805)
18		Services Of Other Depts	9,779,527	8,557,873	(1,221,654)
19		Transfer Adjustment - Uses	(16,824,204)	(19,245,552)	(2,421,348)
20		Transfers Out	31,712	285,060	253,348
21		Unappropriated Rev-Desig.	46,388,642	-	(46,388,642)
22	24970 Total Changes			\$6,361,012	
23	25940 WTR Op Annual Account Ctrl				
24		Debt Service	339,924,129	333,692,104	(6,232,025)
25					

1
2
3
4
5
6
7
8
9
10
11
12
13
14
15
16
17
18
19
20
21
22
23
24
25

Fund Code and Title	Code/Title	2023-24 Original Budget	2023-2024 Mayor Proposed	Change from Original Approved FY 2023-24
	Intrafund Transfers Out	78,224,844	76,047,844	(2,177,000)
	Mandatory Fringe Benefits	33,888,754	34,085,157	196,403
	Materials & Supplies	17,768,676	19,074,652	1,305,976
	Non-Personnel Services	21,465,634	18,629,838	(2,835,796)
	Overhead and Allocations	64,047,698	66,107,444	2,059,746
	Salaries	83,052,058	80,858,297	(2,193,761)
	Services Of Other Depts	27,599,020	27,589,640	(9,380)
	Transfer Adjustment - Uses	(127,466,844)	(122,313,844)	5,153,000
	Transfers Out	49,273,712	46,297,712	(2,976,000)
	Unappropriated Rev-Dsigntd	-	5,918,777	5,918,777
25940 Total Changes				(\$1,790,060)
27180	PUC Operating Fund			
	Mandatory Fringe Benefits	26,469,148	27,206,929	737,781
	Non-Personnel Services	24,225,996	23,832,996	(393,000)
	Overhead and Allocations	(144,867,090)	(146,877,567)	(2,010,477)
	Salaries	62,030,872	62,034,300	3,428
	Services Of Other Depts	28,951,312	30,360,075	1,408,763
27180 Total Changes				(\$253,505)
20210	WWE Work Order			
	10002 Interdepartmental-Overhead	-	4,130,998	4,130,998
20210 Total Changes				\$4,130,998
25030	HHWP Work Order Fund			
	10002 Interdepartmental-Overhead	-	2,727,646	2,727,646
25030 Total Changes				\$2,727,646

1
2
3
4
5
6
7
8
9
10
11
12
13
14
15
16
17
18
19
20
21
22
23
24
25

Fund Code and Title	Code/Title	2023-24 Original Budget	2023-2024 Mayor Proposed	Change from Original Approved FY 2023-24
25950	WTR Annual Authority Ctrl			
15830	UW Water Enterprise-watershed	5,486,000	6,586,000	1,100,000
25950 Total Changes				\$1,100,000
26000	WTR Work Order			
10002	Interdepartmental-Overhead	-	4,072,385	4,072,385
26000 Total Changes				\$4,072,385
Continuing Projects - Authority Control		-		
20550	WWE CPF Repair & Replace			
15708	WW Cwp_revenue Transfer-sub Fund	93,048,000	81,338,116	(11,709,884)
20550 Total				(\$11,709,884)
24761	CleanPowerSF Cap Revenue Fund			
21297	Capital Program CleanPowerSF	2,188,000	759,000	(1,429,000)
24761 Total				(1,429,000)
24870	HH CleanPowerSF Cust Trust Fd			
20543	CleanPowerSF Customer Trst Fnd	248,049,126	338,040,743	89,991,617
24870 Total				\$89,991,617
24990	HHWP ContinuingAuthorityCtrl			
15405	UH Hhp_revnu Trnsfr-sub Fund	2,847,000	5,015,000	2,168,000
24990 Total				\$2,168,000
25960	WTR ContinuingAuthorityCtrl			
15680	UW Wtr_revnu Transfer-sub Fund	23,856,658	20,579,658	(3,277,000)

1
2
3
4
5
6
7
8
9
10
11
12
13
14
15
16
17
18
19
20
21
22
23
24
25

Fund Code and Title	Code/Title	2023-24 Original Budget	2023-2024 Mayor Proposed	Change from Original Approved FY 2023-24
25960 Total Changes				(\$3,277,000)
26570	WTR CPF Other Fund 15680 UW Wtr_revnu Transfer-sub Fund	8,750,000	-	(8,750,000)
26570 Total Changes				(\$8,750,000)
26600	WTR CPF Wholesale Customer 15680 UW Wtr_revnu Transfer-sub Fund	16,250,000	-	(16,250,000)
26600 Total Changes				(\$16,250,000)
26603	Water Regional Revenue Fund 15680 UW Wtr_revnu Transfer-sub Fund	-	25,000,000	25,000,000
26603 Total				\$25,000,000
27190	PUC Personnel Fund 232176 Interdepartmental-Ovrhd Transfer Adjustment - Uses	83,755,443 (83,755,443)	84,260,437 (84,260,437)	504,994 (504,994)
27190 Total				\$ 0
Total – San Francisco Public Utilities Commission Uses Changes				\$97,057,341
Grand Total Uses				\$97,559,249

Section 3. The Controller is authorized to record transfers between funds and adjust the accounting treatment of sources and uses appropriated in this Ordinance as necessary to conform with Generally Accepted Accounting Principles.

1
2
3
4
5
6
7
8
9
10
11
12
13
14
15
16
17
18
19
20
21
22
23
24
25

APPROVED AS TO FORM:
David Chiu, City Attorney

FUNDS AVAILABLE:
BEN ROSENFELD, Controller

By: /s/
JONATHAN GIVNER
Deputy City Attorney

By: /s/
BEN ROSENFELD
Controller



City and County of San Francisco

Tails Ordinance

City Hall
1 Dr. Carlton B. Goodlett Place
San Francisco, CA 94102-4689

File Number: 230656

Date Passed: July 25, 2023

Ordinance appropriating \$501,908 in the Port Commission and \$97,057,341 in the San Francisco Public Utilities Commission in Fiscal Year (FY) 2023-2024.

June 14, 2023 Budget and Appropriations Committee - RECOMMENDED

July 11, 2023 Board of Supervisors - CONTINUED ON FIRST READING

Ayes: 10 - Chan, Dorsey, Engardio, Mandelman, Melgar, Peskin, Preston, Safai, Stefani and Walton

Excused: 1 - Ronen

July 18, 2023 Board of Supervisors - PASSED ON FIRST READING

Ayes: 10 - Chan, Dorsey, Engardio, Mandelman, Melgar, Peskin, Ronen, Safai, Stefani and Walton

Noes: 1 - Preston


July 25, 2023 Board of Supervisors - FINALLY PASSED

Ayes: 10 - Chan, Dorsey, Engardio, Mandelman, Melgar, Peskin, Ronen, Safai, Stefani and Walton


Noes: 1 - Preston

File No. 230656


I hereby certify that the foregoing Ordinance was FINALLY PASSED on 7/25/2023 by the Board of Supervisors of the City and County of San Francisco.



Angela Calvillo
Clerk of the Board



London N. Breed
Mayor



Date Approved